

## Weiss, Rachel

---

**From:** Regina Plettenberg <rplettenberg@rc.mt.gov>  
**Sent:** Wednesday, September 05, 2012 9:45 AM  
**To:** Weiss, Rachel  
**Subject:** Ravalli County  
**Attachments:** MX-M753N\_20120905\_083345.pdf; MX-M753N\_20120905\_083421.pdf

<<MX-M753N\_20120905\_083345.pdf>> <<MX-M753N\_20120905\_083421.pdf>>  
Rachel,

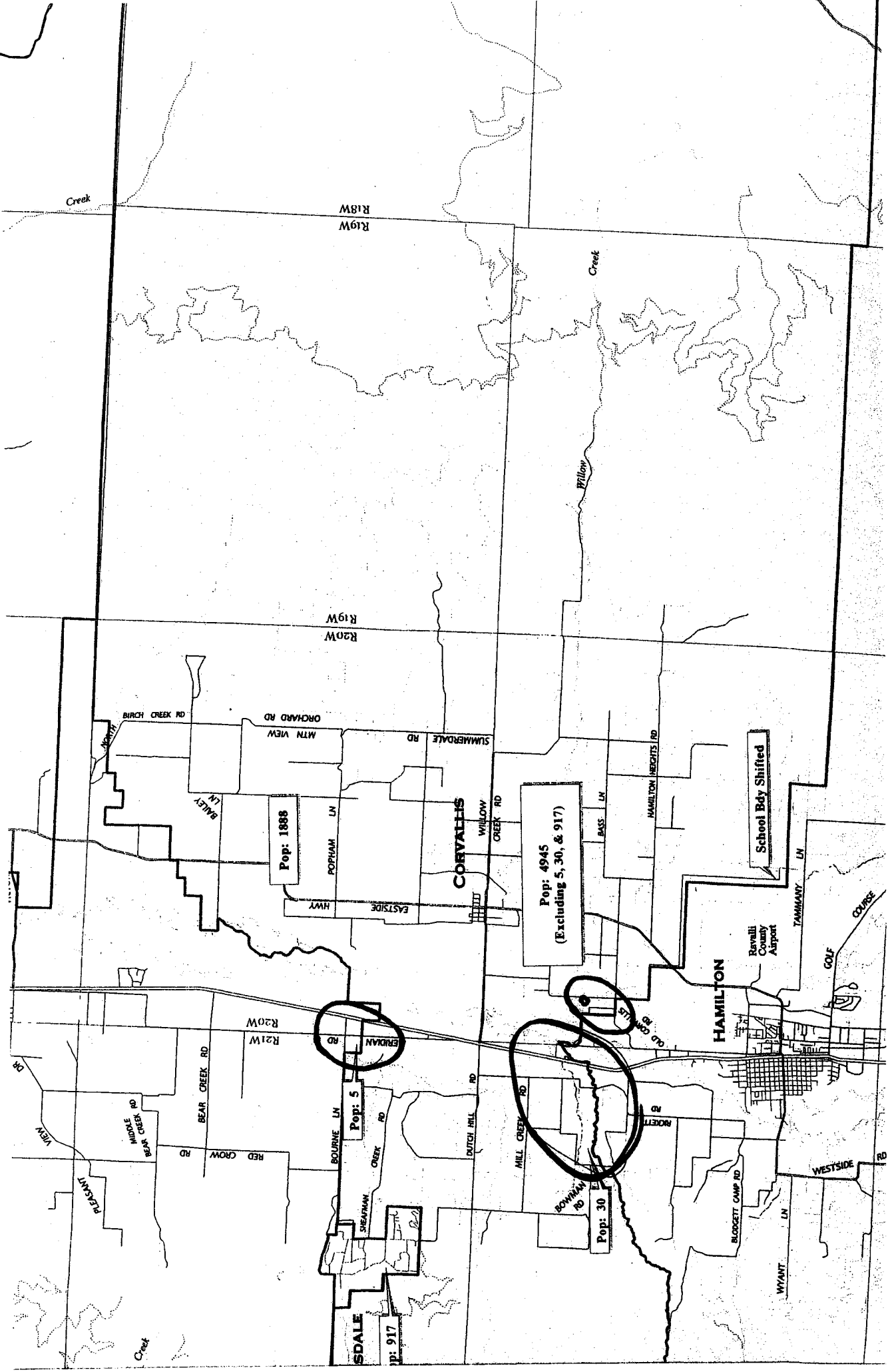
Thank you for sending the shape file of the most recent proposed house/senate map. As you know, I like to form my precincts by school district, since I use mostly school gyms as polling places and it seems to be the easiest way for voters in our area to know where they vote.

In over-laying the school districts over the house districts, I have just a few areas of concern, five actually.

- 1) Between Florence and Stevensville there is one stranded person out there, I was hoping we could clean that up.
- 2) In Lone Rock, the school district boundary splits a census block. We estimate about 42 voters in the purple area. This is the most difficult area, any suggestions?
- 3) Between Corvallis and Victor there are five voters.
- 4 and 5) on the north side of Hamilton in the house district that surrounds the town, I would like to clean that line up to match the school district boundary, which only affects 30 people.

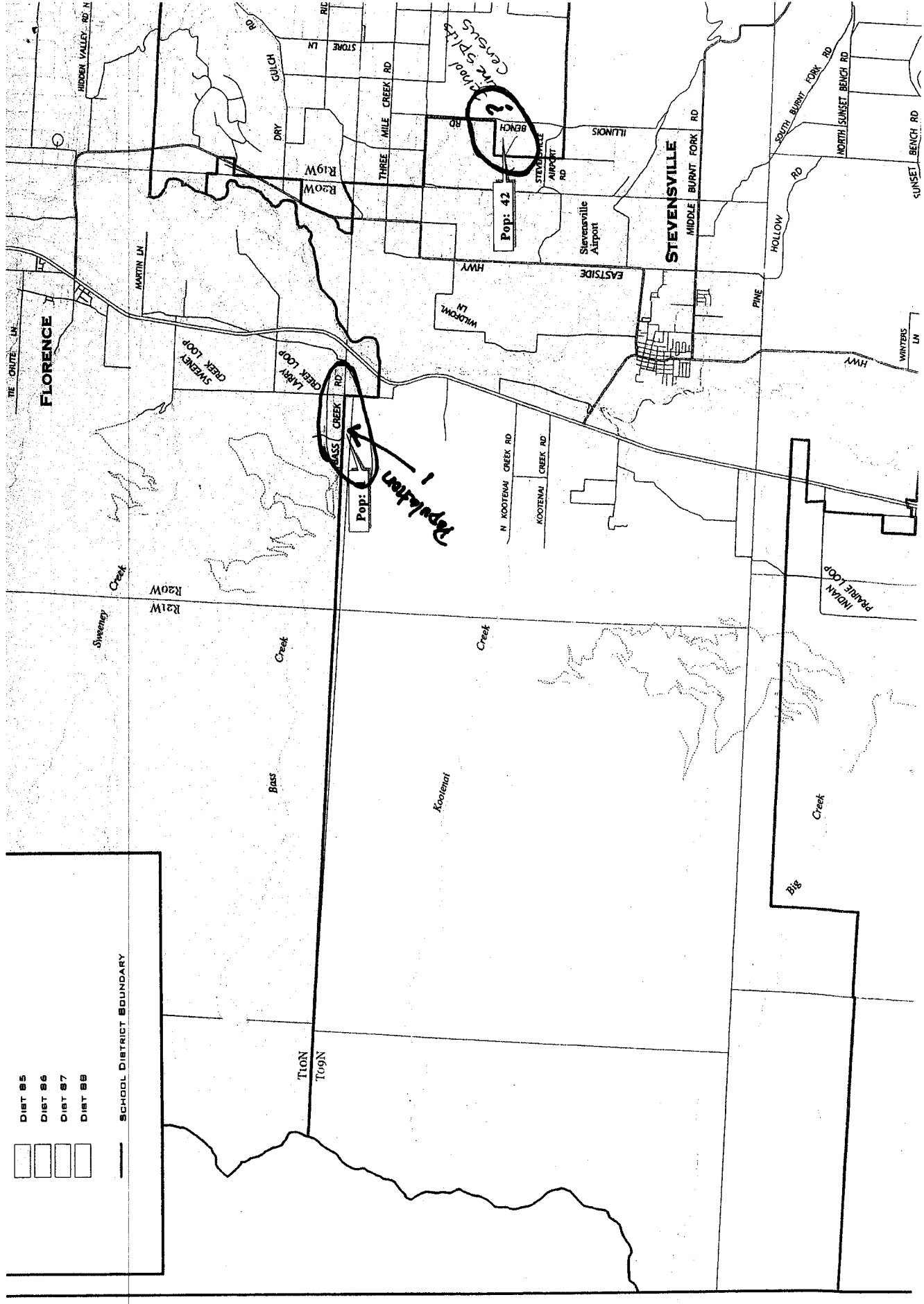
Cleaning these areas up will not affect the overall totals much at all but will make my job a lot easier. Thank you so much for your consideration.

Regina Plettenberg  
Ravalli County Election Administrator



- DIET 85
- DIET 86
- DIET 87
- DIET 88

SCHOOL DISTRICT BOUNDARY



Population

Census

Pop: 42

Pop: 1

FLORENCE

STEVENSVILLE

Stevensville Airport

Stevensville Airport

T10N  
T09N

Sweeney Creek

Bass Creek

Kootenai Creek

Big Creek

R21W

Creek

Creek

Creek

LABRY CREEK LOOP

SWENNEY CREEK LOOP

WILKROW LN

N KOOTENAI CREEK RD

KOOTENAI CREEK RD

PRAIRIE LOOP

WATERS LN

PINE

HOLLOW

MIDDLE BURNT FORK RD

ILLINOIS

STEVENSVILLE AIRPORT RD

THREE MILE CREEK RD

R19W

R20W

DRY GULCH

RIC

STORE LN

RD

HIDDEN VALLEY RD N

SOUTH BURNT FORK RD

NORTH SUNSET BENCH RD

SUNSET BENCH RD

THE GRATE LN

MARTIN LN

**Weiss, Rachel**

---

**From:** Regnier, Jim  
**Sent:** Monday, September 17, 2012 7:07 PM  
**To:** Vaughey, Linda; Smith, Pat; Lamson, Joe (D&A Commission); bennionjw@aol.com  
**Cc:** Weiss, Rachel  
**Subject:** FW: Bigfork district  
**Attachments:** Flathead Map.pdf

---

**From:** Scott Reichner [sreichner@centurytel.net]  
**Sent:** Monday, September 17, 2012 3:35 PM  
**To:** Regnier, Jim  
**Subject:** Bigfork district

Honorable Regnier and esteemed committee,

I realize the tremendous work that this committee has done over the past several months. I sincerely thank you for your effort.

I would only ask that you would consider a minor amendment on the attached map of the Bigfork district. I would ask that you would extend the Bigfork districts southern border to the Flathead Indian Reservation line instead of the Lake county line (see attached map). Woods bay, Yellow Bay and all of other subdivisions south of the Lake County line and up to the Reservation line are considered Bigfork. The bus route picks up children who attend Bigfork Schools and the people along with mail service is from Bigfork. It's as natural a division line between the two communities as you can find.

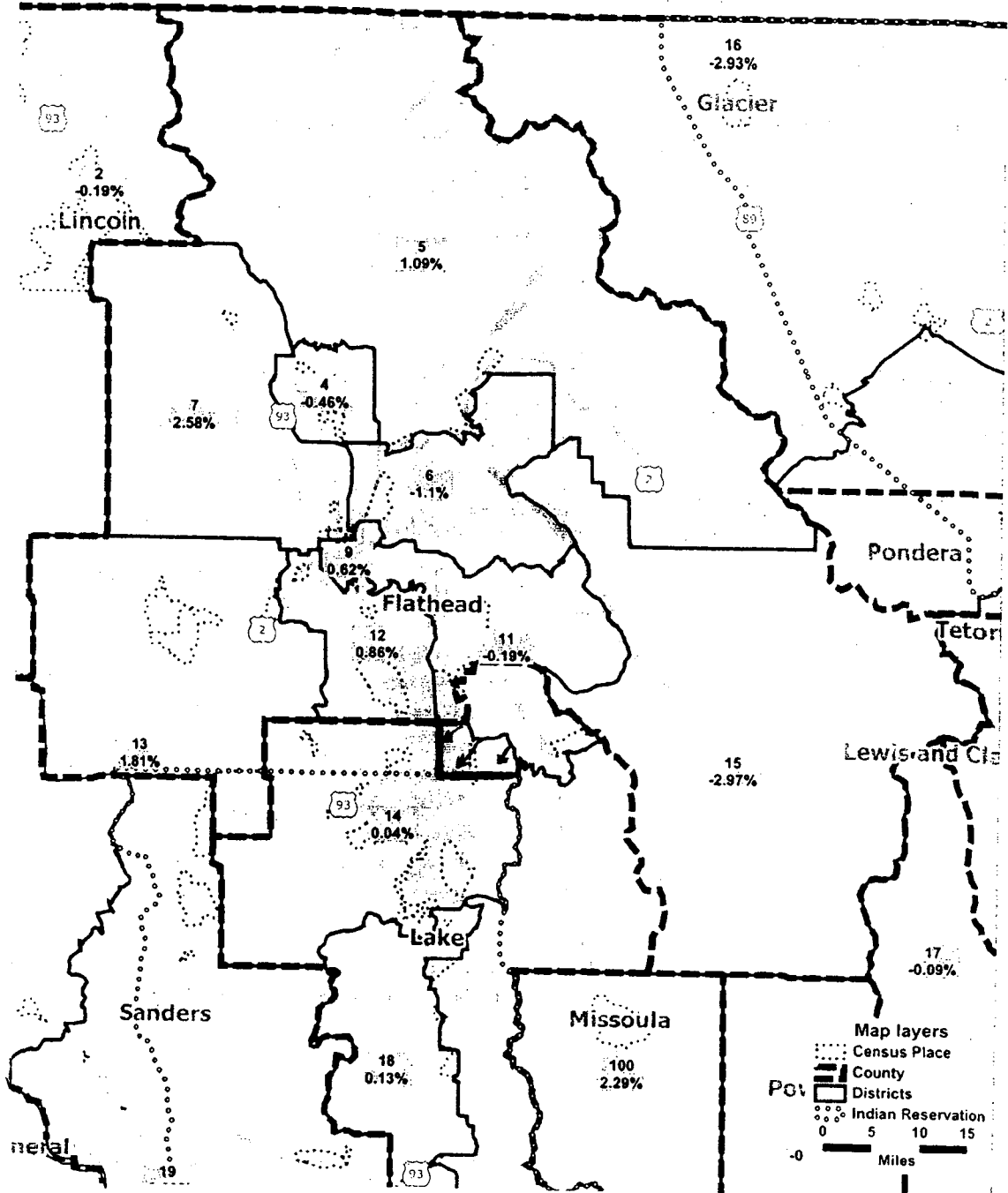
Thank you for your time. I am so very thankful for the great bi-partisan work that your committee is performing.

Yours truly,

Rep. Scott Reichner  
Bigfork  
406-253-3929 cell

Tentative Commission Plan (as adopted 8/17)  
Flathead County

Legislative  
Services  
Division



# City of Livingston

**City Manager**

*Edwin R. Meece*

(406) 222-2005 phone

(406) 222-6823 fax

[citymanager@livingstonmontana.org](mailto:citymanager@livingstonmontana.org)

[www.livingstonmontana.org](http://www.livingstonmontana.org)

**Chairman**

*Steve Caldwell*

**Vice Chairman**

*James Bennett*

**Commissioners**

*Adam Stern*

*Mel Friedman*

*Bill Spanring*

Districting and Apportionment Commission *Incorporated 1889*  
Legislative Services Division  
PO Box 201706  
Helena, MT 59620-1706

September 5, 2012

Dear Montana Districting and Apportionment Commission:

I am aware that the Park County GIS staff has recently sent the Commission information regarding the City of Livingston's current boundaries, as they differ from the tentative redistricting plans. I would also like to voice the City's concern and ask the Commission to please consider updating the plan to reflect the current city limits.

As the tentative districting map currently stands, a few of Livingston's most recent annexed areas are not included in the City as it is currently outlined. See attached Map 1, showing the most current City boundaries, which was sent by Park County GIS at the beginning of August. The area of most concern lies along the eastern city line, shown on the attached Maps 2 and 3. These two areas were annexed in 2006 and 2007 and are the only areas which appear to lay outside District 59 in the tentative plans. While this area appears large, the current proposed district excludes a mere three registered municipal voters from the rest of the City and places them into an entirely separate district. This boundary causes several administrative inefficiencies, such as election reporting on the SRS system and extra costs for ballots and programming, as well as leaves the three citizen's voting records easily identifiable.

I ask the Commission to please consider updating the proposed districting plan to include the current city limits of Livingston and adjusting District 59 to include the recently annexed areas. While keeping our political and community units intact is within your discretion, adopting this change would advance our community interests, voter anonymity and administrative efficiency at the local and state level. Further, given the few residences involved, I do not foresee a problem for the Commission with any of the applicable mandated directives, population deviation or otherwise, in effecting this change. Please let me know if there is any other information or other way I can be of assistance.

Sincerely,

Edwin Meece, City Manager



28      27      26      25      30      29      28

33      34      35      36      31      32      33

4      3      2      1      6      5      4

9      10      11      12      7      8      9

16      15      14      13      18      17      16


21      22      23      24      19      20      21

28      27      26      25      30      29      28

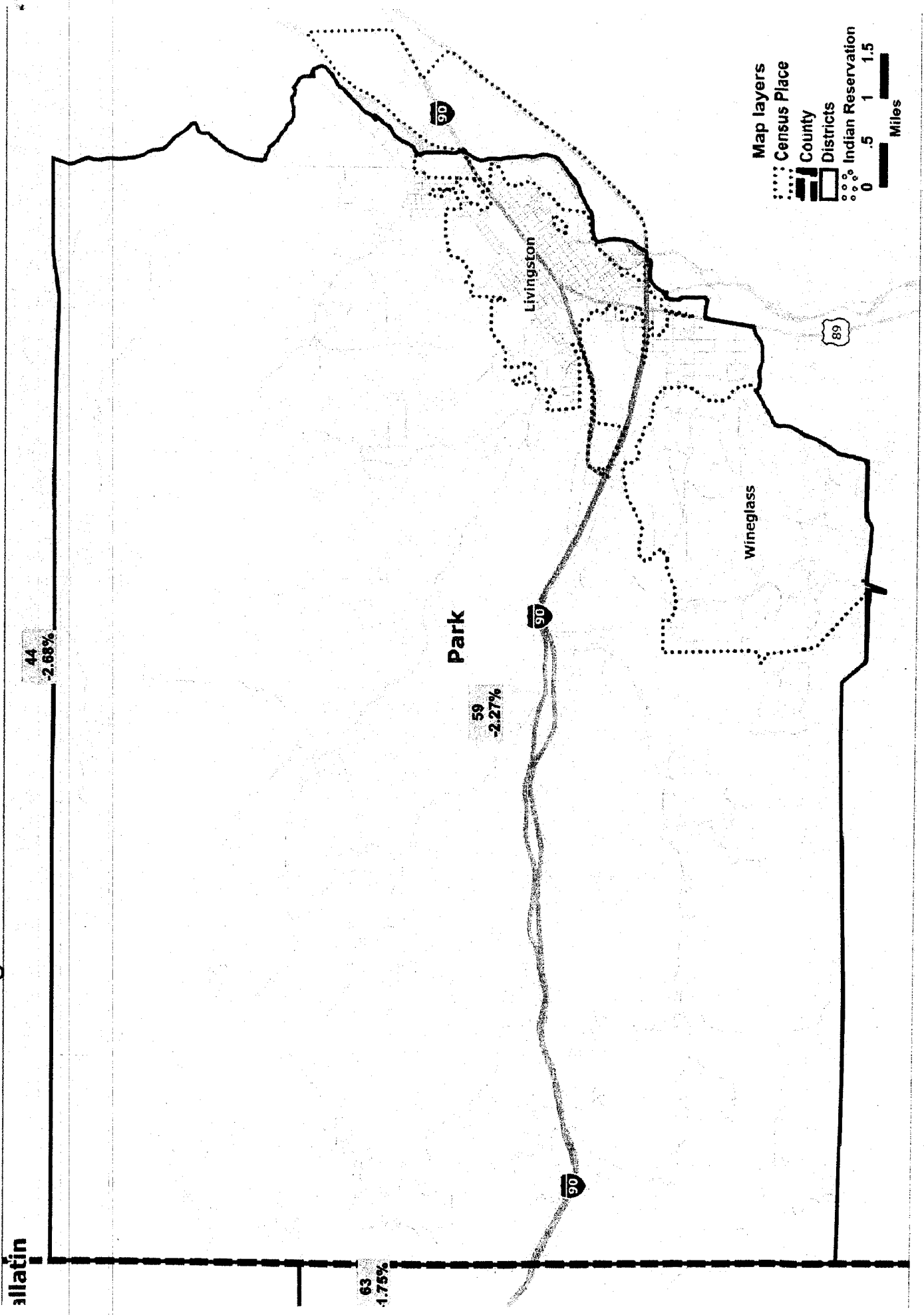
33      34      35      36      31      32      33

4      3      2      1      6      5      4

9      10      2      1      6      5      9



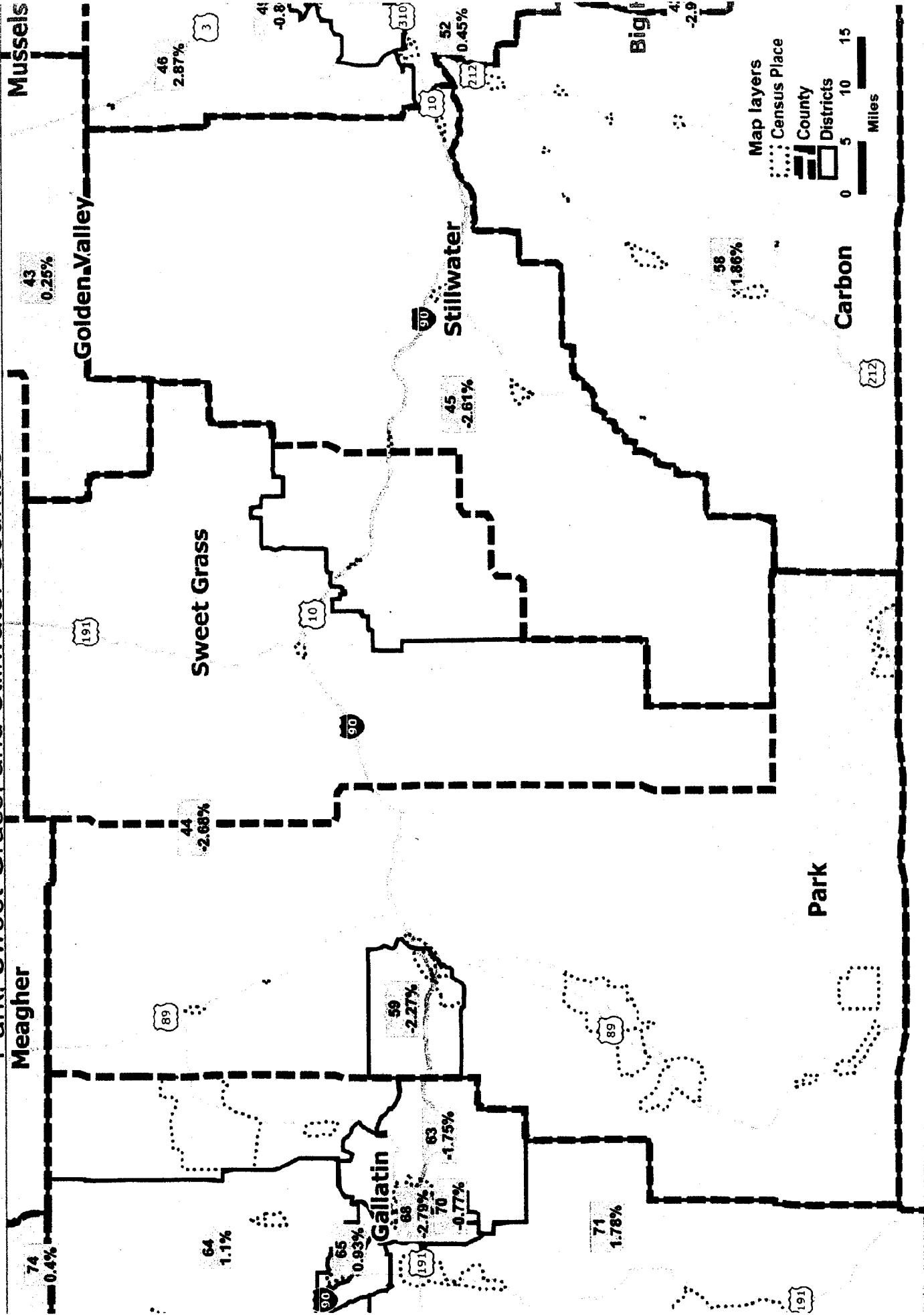
# Tentative Commission Plan (as adopted 8/17) Livingston





# Tentative Commission Plan (as adopted 8/17) Park, Sweet Grass, and Stillwater Counties

Legislative  
Services  
Division



**Weiss, Rachel**

---

**From:** lola Galloway <Ingdreams@yahoo.com>  
**Sent:** Wednesday, August 15, 2012 7:52 PM  
**To:** Redistricting; Judy Tankink; Sheridan Buck; Wendy G. McKamey; Lee Janetski; Lola Galloway; Cleve Loney; Debie Briscoe; Terry Christensen; twocampers@myexcel.com; Romelle Kafka; Marilyn Swensen; Susan Porter; Stuart Eschenbacher; Aline V. Christenot; arla hannah; Wanda Peterson Askeland; Eric Bakly; Katie Bailey; Joe Briggs; Eric Buhler; Cory Mckinney; Jenny Caldwell; Diane Tingey; Richard Swensen; Fred Fairhurst; Hugh Galloway; Amy Christensen; Nancy HEYDON  
**Subject:** redistricting house seats FYI

To Whom This May Concern,

I am writing this in response to the vote on redistricting Cascade County House Seats.

I find the vote to accept the proposed House districts in Great Falls/Cascade County appalling. This is a great example of gerrymandering.

1) The decision to structure a house district should not be based on who lives in the district but by the community concept of that area of the county. An example: **House seat #26** includes part of west side Great Falls, west of Great Falls north of the Sun River, Sun Prairie, Vaughn and the north side of Highway #89 including Greenfield bench. House district #26 should be everything west of Great Falls' city limits north of the Sun River, following Highways 200 and 89 from Great Falls to county lines by Augusta, Fairfield and Bowman's corner. My proposal is the rural area of House #19 should be combined with the rural area of House #26 and made into one House district. My reasoning is:

- a) When portions of a city are intentionally added to the rural areas, the rural areas' voice is never heard.
- b) The overpowering city voters take away the rural representation because they view life from a city concept not a rural concept. **AND THIS IS NOT CORRECT REPRESENTATION.**

2) When Great Falls has such confusing districts as the proposed, voters don't even know what district they live in. This proposal has the downtown of Great Falls divided into 4 different districts. No wonder we can't get people out to vote, they don't even know who is running in their district.

3) Campaigners don't even know where to campaign without following a detailed map because it doesn't make sense how the district is laid out. I call this gerrymandering: a practice that attempts to establish a political advantage for a particular party or group by manipulating geographic boundaries to create partisan or incumbent-protected districts.

In my opinion, you should almost be able to draw a square or circle on a city/county map and most of a district should fall within the lines, not a jot here and turn there to heavily sway the district's political outcome. Shame on you for playing politics, when you should represent this country as fair and non partial.

LOLA Galloway, 202 Sun Prairie Road, Great Falls, MT 59404 (406)727 4963

# MADISON COUNTY BOARD OF COMMISSIONERS

P.O. BOX 278

VIRGINIA CITY, MT 59755

## Commissioners

David Schulz  
Dan A. Happel  
James P. Hart

e-mail: [madco@madison.mt.gov](mailto:madco@madison.mt.gov)  
[www.madison.mt.gov](http://www.madison.mt.gov)

Phone: (406)843-4277  
Fax: (406) 843-5517

.....  
August 14, 2012

District & Apportionment Commission  
Legislative Services Division  
P.O. Box 201706  
Helena, MT 59620-1706

Re: Redistricting plans for Madison County

Members of the Commission:

The Madison County Board of Commissioners is sending this letter as a response and protest to the numerous proposals to change the configuration and demographics of Legislative District 71. According to census figures, Legislative District 71 as it is currently configured will fit well within the acceptable deviation with only very minor adjustments. The attempts to remove Big Sky, Whitehall and Cardwell from District 71 and add areas of Butte/Silver Bow or Gallatin Counties appear to us as inappropriate.

Madison County is a very rural and conservative county that has developed an identity based on its sense of community, shared vision and traditional values. Madison County, and more specifically Legislative District 71 voters, are not pleased with attempts to change our identity. That identity includes the communities of Cardwell, Whitehall and Big Sky.


Since Butte/Silver Bow seems to lose population on an ongoing basis because of its "unique" identity and is currently worthy of only 3.4 delegates, it would appear to us that the process of rounding would dictate that they deserve one less delegate than they currently have. Why the attempts to round up to capture people that have comparatively little political or cultural identities in common with their Butte counterparts?


Moreover, much of the Bozeman political identity thinks and votes differently than the large majority of Madison County residents.


If the Commission wishes to fairly represent District 71 in its redistricting efforts, please leave us alone and use the Existing Plan, or as a last alternative, the Criteria Plan as the basis for your efforts. Mr. Lamson commented on Butte television recently that one of the redistricting plans presented is highly skewed for political reasons. Although his comments were directed toward the Criteria Plan, the Communities Plan appears to us to be a much greater threat to responsible representative government and should be judged with a very circumspect eye.

Please consider our strong opposition to proposals that change our current Legislative District for unwarranted reasons.

Respectfully submitted,

  
Chairman  
David Schulz

  
Commissioner  
Dan A. Happel

  
Commissioner  
James P. Hart

**Weiss, Rachel**

---

**From:** Helen Bode <lovinghim51@hotmail.com>  
**Sent:** Wednesday, August 15, 2012 6:10 PM  
**To:** Redistricting  
**Subject:** Voting Redistricting of Gallatin County

Dear Commission to Redistrict:

I understand the redistricting for voting has been set in motion, and I would like to ask you not to change our voting areas to include other counties inside of Gallatin County for this purpose. That would not work well for most people, and there is a better plan that has been presented that should be adopted. I respectfully ask that you use that plan, for the sake of all voters in this area.

Thank you so much!

Helen Bode  
4175 River Rd.  
Bozeman, MT 59718

Ph: 618-971-9338

**Weiss, Rachel**

---

**From:** Meggen Ryan <m.ryan@montana.com>  
**Sent:** Thursday, August 16, 2012 9:28 PM  
**To:** Redistricting  
**Cc:** Meggen Ryan  
**Subject:** public comment

Dear Redistricting Commissioners,  
Thank you for putting in long hours and careful thought to the redistricting process. I live in Missoula County and I realize a tentative plan was chosen for my area earlier this week.

I live in Evaro and am glad to see that all five proposals reunite our community. It is incredulous that the previous 2002 Commission split our representation in half based on Hwy 93.

Of the five proposals presented on the web-site, I believe the Subdivision proposal best fits the Evaro area population of both American Indian and 'other than American Indian'. I would hope you consider this in your tentative plans.

Thank you,  
Meggen Ryan  
17925 Beargrass Mountain Rd  
Evaro, MT 59808  
406-726-3722 h  
406-207-0596 c  
[m.ryan@montana.com](mailto:m.ryan@montana.com)

**Weiss, Rachel**

---

**From:** Alan Doane <cowpokes@midrivers.com>  
**Sent:** Friday, August 17, 2012 7:36 AM  
**To:** Redistricting  
**Subject:** Dawson and Wibaux counties

I believe Dawson and Wibaux counties should be one district.  
many many people of Wibaux county work and shop and do business in Glendive,  
at the same time many people of Dawson county do the same in Wibaux,  
making us essentially one community, please keep our Community intact!

Thank You for this Consideration

Alan Doane  
268 road 521  
Bloomfield MT 59315  
406-583-7546



## Weiss, Rachel

---

**From:** Dick Rasmussen <dands@3rivers.net>  
**Sent:** Tuesday, August 21, 2012 2:05 PM  
**To:** Redistricting  
**Subject:** Dis. # 71

I am resident of #71. I cannot find a map of the old dis. #71 to compare to the suggested new/revised district #71s'. as I understand it there is more than one suggested revision. Why not put the different revisions side by side in order to help understand them

To split up the "Ruby Valley" (Silver star, Twin Bridges, Sheridan, Alder, and Nevada/Virginia city would break up a very cohesive group that work together very well. Surely that must be a part of your consideration.

Thanx  
Dick Rasmussen  
P O Box 484  
Twin Bridges, Mt.  
59754

**Weiss, Rachel**

---

**From:** doubleo@itstriangle.com  
**Sent:** Thursday, August 23, 2012 12:39 PM  
**To:** Redistricting  
**Subject:** comments

I looked at you new districts and feel you were not listening when you were in eastern MT. We wanted ours to run N & S. The rat tail that runs north of the Missouri is a real disfunctional district. We want to be in with the people of our areas not in where there are only reservations and a few of the rest of us. We don't even have rep. that will call or recognize our views. We want to be in with the town that we do business with. Cut the tail off the rat.

Vicki Olson  
24114 Content Rd  
Malta, MT 59538

**Weiss, Rachel**

---

**From:** debnpete@q.com  
**Sent:** Saturday, August 25, 2012 5:25 PM  
**To:** Redistricting  
**Cc:** goodwind1.duane@gmail.com; debnpete  
**Subject:** Redistricting Marginalizes Colstrip

I have reviewed the Redistricting Commission 8/17/12 tentative plan maps on the Commission website. In the House District 38/41 map, Colstrip is sliced up like a Thanksgiving turkey, having confusing boundaries, without much logic.

To me, the proposals only function serves to balance north and south Rosebud County populations. However, since the county is tentatively split between 2 House districts, I fail to see why that is so important. And, if population balance is critical, why is Colstrip tentatively split between 2 House districts with such a disparity in population?

The Commission maps list proposed Districts 38 with a +.74% median population, and District 41 with a - 2.98% median population. That's almost 4% differential between the 2 proposed districts, seemingly stretching the idea of balanced districts to its limits.

It would seem to me, that including the whole Colstrip area ( per the Commission 8/17/12 Colstrip specific map), in District 41, would greatly balance the population differential between these 2 districts.

I have lived, and worked in Colstrip for 35 years, 11 months, and I have seen Colstrip interests marginalized time after time. And while I would never presume that each and every resident has absolute commonality of interests, we ought to be represented for, and able to vote our community interests.

Being a mining, and industrial town, in the midst of a rural area, Colstrip interests are not always the same as our rural neighbors.

Colstrip interests are neither superior, or inferior, to our neighbors, but do sometimes differ.

In that regard, I believe that we have a right to be, and should be, represented as the community we are, not separated by a street map .

To be so arbitrarily split up, dilutes our ability to affect our future, and to speak with common voice and similar values.

I oppose the current 8/17/12 tentative redistricting plan, and ask that it be adjusted to reflect Colstrip and immediate sub-divisions as a whole community, in one common House district.

Thank you,  
Lawrence "Pete" Peters  
Colstrip, Montana  
406-748-3319

## Weiss, Rachel

---

**From:** Fred Thomas <FThomas@wsi-insurance.com>  
**Sent:** Friday, August 17, 2012 10:58 AM  
**To:** Weiss, Rachel; Redistricting  
**Cc:** 'Bob Lake'; Edward Greef; brootldry@montana.com; NBALLANCE@aol.com; connell4hd87@yahoo.com  
**Subject:** RE: Ravalli County/Hamilton pdfs

Rachel,

Thank you again for the data you sent us. We have reviewed the data for the Bitterroot and do find issues with the tentative Plan adopted.

This tentative District 86 was created in the last apportionment cycle to create a political driven outcome at election time. I had And still have great hopes that we will have a fair plan that follows the constitution and puts Montana Citizens first not a Political party.

Our concerns center around HD 86 having a key Corvallis area population that is practically not contiguous with the rest of the District to the South. There is no reason to draw an island inside Ravalli County to create or continue to create a district That does not comply with the constitution.

All our County Commission district lines run east to west and nicely create districts for the commission. The purpose of those Districts was to fairly and nonpolitically create districts to represent the county citizens.

The plan submitted early this year by the Ravalli County Legislative Delegation was the best plan taking into consideration The local citizens. This current plan tentatively adopted by the commission is drawn by outsiders to create a political outcome.

We respectfully ask that we be given the opportunity to meet with the commission to discuss the Ravalli County house District plan,

Thank you,  
Fred Thomas and the rest of us

---

**From:** Bob Lake [<mailto:lakemill@montana.com>]  
**Sent:** Friday, August 17, 2012 10:08 AM  
**To:** Edward Greef; Fred Thomas; [brootldry@montana.com](mailto:brootldry@montana.com); NBALLANCE@aol.com; [connell4hd87@yahoo.com](mailto:connell4hd87@yahoo.com)  
**Subject:** Re: Ravalli County/Hamilton pdfs

Fred, thanks for your continuing efforts on the redistricting maps. The proposed modification only changes the West Corvallis and Pinedale current problem of being included in a non-contiguous with Darby to the same situation by being included with Stevensville. I believe that we should ask for a reconsideration and connect Pinesdale with Hamilton(contiguous). The barrier still exists with the Blodgett Creek point that isolates a portion of the Southern district

from the Northwestern corner of the district unless you pass through the Hamilton district. I believe that we should request a meeting with the commission to explain our concerns. I would like to hear their reasons for the current configuration  
Bob

---

**From:** Weiss, Rachel [<mailto:RWeiss@mt.gov>]  
**Sent:** Thursday, August 16, 2012 12:55 PM  
**To:** Fred Thomas  
**Subject:** Ravalli County/Hamilton pdfs

Hello Mr. Thomas,


Thanks for your patience. I've attached two pds, one of Ravalli County and one of Hamilton. We'll try to have more documents posted when we can. Please note everything is tentative so these lines can and may change. Let me know if you have any questions and feel free to provide comments to the Districting Commission at [districting@mt.gov](mailto:districting@mt.gov) or by using the address listed below.

Thanks,

Rachel Weiss

Research Analyst  
406-444-5367  
[rweiss@mt.gov](mailto:rweiss@mt.gov)

Montana Legislative Services Division  
PO Box 201706  
Helena, MT 59620



**City of Three Forks**  
**PO Box 187**  
**Three Forks, MT 59752**  
**Phone/Fax (406) 285-3431**



**RECEIVED**

August 14, 2012

AUG 27 2012

Montana Legislative  
Services Division


Nichole Brown  
Broadwater County Planner and  
GIS Administrator  
515 Broadwater  
Townsend, MT 59644

Dear Ms. Brown,

On July 24<sup>th</sup>, 2012, the Three Forks City Council voted to go on record to support the subdivision 100 plan, presented by you as proposed by Broadwater County Commissioners. This plan will add a portion of Gallatin County, which includes Three Forks and Willow Creek, to go along with Broadwater and Meagher Counties.

Thank you for taking the time to make your presentation at our City Council meeting, we appreciate your efforts on this important matter.

Sincerely,

  
Gene L. Townsend, Mayor

**Weiss, Rachel**

---

**From:** Tim Tharp <ttharp@sunburst.k12.mt.us>  
**Sent:** Tuesday, August 28, 2012 8:50 AM  
**To:** Redistricting  
**Subject:** Proposed Maps

To Whom It May Concern,

I want to express my support for the proposed maps for North Central Montana. The proposal has all of Toole County in the same district and a quick view of the region indicates that county lines are pretty much followed where possible. Thank you for the time and effort in this process.

Tim

---

*Tim Tharp, Superintendent/HS Principal*

Sunburst Public Schools  
P O Box 710  
Sunburst, MT 59482


(w) 406-937-2811

(f) 406-937-2828

(h) 406-937-4500

(c) 406-788-3168

<http://www.sunburstschools.net>



**Weiss, Rachel**

---

**From:** Pat Ingraham <pathd13@blackfoot.net>  
**Sent:** Friday, September 14, 2012 2:41 PM  
**To:** Redistricting  
**Subject:** Tentative Commission Plan

Dear Commissioners,

I was greatly disappointed by the Commissions tentative plan for Sanders County. As it stands, Sanders County mirrors your Communities Plan, which was the plan I spoke against during your Missoula hearing as the worst possible plan for Sanders County. I fail to understand what criteria you used to justify this end result, as it does not follow any of Sanders County political units or subdivisions, we do not share geographic nor physical boundaries with the communities of Marion or Kila (as these communities lie between Libby and Kalispell) and there are no contiguous boundaries nor communities of interest. Yet, the communities of Plains and Hot Springs, which are in the current House District 13 and located in Sanders County are removed and replaced with those communities of Marion & Kila.

Your proposed boundaries, if unaltered will ultimately disenfranchise a block of residents/electors as not only will distance (from Thompson Falls in either direction through Libby or Kalispell is approximately 120 miles one way) separate them from having frequent or more personal contact with their representative, but being a smaller block, with little in common with the remaining part of HD 13 find their not receiving the representation that they so deserve.

I would ask your reconsideration and possible redesign that would place Plains & Hot Springs back in HD 13 and place Marion & Kila in those communities that they share common interests and boundaries. Sincerely,  
Representative Pat Ingraham



**Weiss, Rachel**

---

**From:** Mike Lang <nasml@itstriangle.com>  
**Sent:** Tuesday, September 18, 2012 10:07 AM  
**To:** Redistricting  
**Cc:** Bonnie Starr  
**Subject:** redistricting

The plan you have to put Malta into the south district is not fair and it is discriminating against citizens of Malta.

The counties of Valley and Phillips have been a big part of Montana tradition. The past redistricting plan cut this in two.

When you look at the numbers the counties of Valley and Phillips come together with the criteria you a challenged to abide by.

Districts are to be such that keeping communities of interest intact. The present plan splits our counties and way of life.

We have become the minority in your plan and in our nation.

Please develop the boundaries along county lines and run the districts from North to South. You are directed to achieve "compactness"

Where you have strayed from your requirement on "contiguous" is that you have split our counties and therefore split our way of life. We are not "contiguous" under your present plan.

"Reinke systems, pump, pipe and fittings"

MIKE LANG

NORTHERN AG SERVICE, INC

305 SOUTH 10TH STREET WEST

PO BOX 109

MALTA, MT 59538-0109

406-654-7357

[nasml@itstriangle.com](mailto:nasml@itstriangle.com)

# CONRAD PUBLIC SCHOOLS

*www.conradschools.org*

**GREG JENSEN**, Principal  
*Meadowlark Elementary School (K-2)*  
Phone: (406) 278-5620  
Fax: (406) 278-5621  
*Prairie View School (3-5)*  
Phone: (406) 271-5251

## SCHOOL DISTRICT NO. 10

**CRAIG BARRINGER**, Superintendent

**AFTON C. LAMOREAUX**, Clerk/Business Manager

215 SOUTH MARYLAND STREET  
CONRAD, MONTANA 59425-2017  
PHONE: (406) 278-5521  
FAX: (406) 278-3630

**TARA THIELMAN**, Principal  
*Utterback Middle School (6-8)*  
Phone: (406) 278-3227  
Fax: (406) 278-3228

**KEN LARSON**, Principal  
*Conrad High School (9-12)*  
Phone: (406) 278-3285  
Fax: (406) 278-3806

### Districting and Apportionment Committee Members:

It has come to my attention that the newly proposed boundary between HD 26 and HD 17 removes Senator Llew Jones from his home community of Conrad by the length of his residence's driveway. What makes this omission particularly confusing is that the new boundary leaves the city of Conrad substantially whole, while linking Senator Jones' residence with a population area (Choteau) over 25 miles away. Additionally, the proposed boundary removes the local airport, golf course, and shooting club from the district containing Conrad's population.

As you are aware, Senator Jones has a long history of distinguished public service in the Golden Triangle region. He has served the cities of Conrad, Shelby, Valier, and Cut Bank as their Representative for three terms and, with the addition of Chester, Big Sandy, and Fort Benton, as their Senator for one term.


I understand that the commission's constitutionally defined priority is to equalize the population in each new house district. In support of this requirement, it is important to note that there are fewer than six individuals who would be impacted by the boundary change I am proposing. Therefore, the commission should find that neither the inclusion nor the exclusion of the proposed geographical area will appreciably alter the final population statistics in either of the affected house districts.

Furthermore, while I agree that the location of a boundary should not be based upon the residence of any existing legislator, I do believe that the commission should be especially cognizant of a boundary's impact in rural districts. A rural legislator does not share the same advantage as an urban legislator in regards to the location of their home. This occurs because an urban legislator can often run in any legislative district within their county of residence, while a rural legislator can only run in the district in which they actually reside. The debilitating potential of this inequality requires that the commission be particularly careful when locating a boundary in rural areas.

The commission's proposed boundary, when viewed within the framework of the residency statute controlling rural districts, stands to completely exclude Senator Jones from participation in the 2014 legislative elections. By accepting the minor change I am proposing, the commission would at least be providing the Senator with an opportunity to run for the House seat that contains the communities he has served so well in the past.


As a Superintendent of Schools and community leader, I recommend that the commission accept my change to the proposed boundary. I am certain that this change best represents the needs and desires of the Golden Triangle region, as well as, those of the state of Montana.

Respectfully,



Craig Barringer  
Conrad Schools Superintendent

**Dave Miller,**  
Commission Chairman  
**Ben Ober,**  
Commissioner  
**Allan Underdal,**  
Commissioner  
**Merle Raph,**  
County Attorney  
**Donna Whitt,**  
Sheriff  
**Dan B. Whitted,**  
Coroner  
Commissioners  
Office# 406-424-8310  
[tccomm@toolecountymt.gov](mailto:tccomm@toolecountymt.gov)



**Treva Nelson,**  
Clerk & Recorder  
**Sandra Peers,**  
Clerk of Court  
**Boyd Jackson,**  
Treasurer/Assessor  
Supt. Of Schools  
**Helen I. Schnee,**  
Public Administrator  
**Sherrie Murphy,**  
Justice of the Peace  
Clerk & Records Office#  
406-424-8300  
Fax# 406-424-8301  
[tcclerk@toolecountymt.gov](mailto:tcclerk@toolecountymt.gov)

# COUNTY OF TOOLE

226 1<sup>ST</sup> Street South  
Toole County Courthouse, Shelby, MT 59474

October 2, 2012

Districting and Apportionment Commission  
Legislative Services Division  
PO Box 201706  
Helena, MT 59620-1706

To Whom It May Concern:

It has come to our attention that the newly proposed boundary between HD 26 and HD 17 removes Senator Llew Jones from his home community of Conrad by the length of his residence's driveway. What makes this omission particularly confusing is that the new boundary leaves the city of Conrad substantially whole, while linking Senator Jones' residence with a population area (Choteau) over 25 miles away. Additionally, the proposed boundary removes the local airport, golf course, and shooting club from the district containing Conrad's population.

As you are aware, Senator Jones has a long history of distinguished public service in the Golden Triangle region. He has served the cities of Conrad, Shelby, Valier, and Cut Bank as their Representative for three terms and, with the addition of Chester, Big Sandy, and Fort Benton, as their Senator for one term.

We understand that the commission's constitutionally defined priority is to equalize the population in each new house district. In support of this requirement, it is important to note that there are fewer than six individuals who would be impacted by the boundary change we are proposing. Therefore, the commission should find that neither the inclusion nor the exclusion of the proposed geographical area will appreciably alter the final population statistics in either of the affected house districts.

Furthermore, while we agree that the location of a boundary should not be based upon the residence of any existing legislator, we do believe that the commission should be especially cognizant of a boundary's impact in rural districts. A rural legislator does not

share the same advantage as an urban legislator in regards to the location of their home. This occurs because an urban legislator can often run in any legislative district within their county of residence, while a rural legislator can only run in the district in which they actually reside. The debilitating potential of this inequality requires that the commission be particularly careful when locating a boundary in rural areas.


The commission's proposed boundary, when viewed within the framework of the residency statutes controlling rural districts, stands to completely exclude Senator Jones from participation in the 2014 legislative elections. By accepting the minor change we are proposing, the commission would at least be providing the Senator with an opportunity to run for the House seat that contains the communities he has served so well in the past.

As elected officials and community leaders, we recommend that the commission accept our change to the proposed boundary. We are certain that this change best represents the needs and desires of the Golden Triangle region, as well as, those of the state of Montana.

Respectfully,

Toole County Commissioners

  
Dave Miller, Chairman  
Commissioners

  
Ben Ober  
Commissioner

  
Allan Underdal  
Commissioner

My Road

Dry Forks

Coalmine Rd

Conrad Dupuy Rd

McLain St

N48-1824

N48-1752

N48-168

N48-1608

N48-1536

25°

W112.015°

W112.005°

W111.995°

W111.985°

W111.975°

W111.965°

W111.9

Image © 2012 Google

USDA Farm Service Agency

1997

48° 9' 92" N 111° 59' 306" W elev 3566 ft

GOOGLE

# GLACIER COUNTY COMMISSIONERS

512 E. Main

Cut Bank, Mt 59427


Phone (406) 873-5063 • Fax (406) 873-3613

Michael J. DesRosier  
Chairman  
Ext. 3603

Ron R. Rides At The Door  
Vice Chairman  
Ext. 3601

Tony Sitzmann  
Member  
Ext. 3602

Recording Desk  
Ext. 3606



October 2, 2012

Districting & Apportionment Commission  
Legislative Services Division  
PO Box 201706  
Helena, MT 59620-1706

To Whom It May Concern,

It has come to our attention that the newly proposed boundary between HD 26 and HD 17 removes Senator Llew Jones from his home community of Conrad by the length of his residence's driveway. What makes this omission particularly confusing is that the new boundary leaves the city of Conrad substantially whole, while linking Senator Jones' residence with a population area (Choteau) over 25 miles away. Additionally, the proposed boundary removes the local airport, golf course, and shooting club from the district containing Conrad's population.

As you are aware, Senator Jones has a long history of distinguished public service in the Golden Triangle region. He has served the cities of Conrad, Shelby, Valier, and Cut Bank as their Representative for three terms and, with the addition of Chester, Big Sandy, and Fort Benton, as their Senator for one term.

We understand that the commission's constitutionally defined priority is to equalize the population in each new house district. In support of this requirement, it is important to note that there are fewer than six individuals who would be impacted by the boundary change we are proposing. Therefore, the commission should find that neither the inclusion nor the exclusion of the proposed geographical area will appreciably alter the final population statistics in either of the affected house districts.

Furthermore, while we agree that the location of a boundary should not be based upon the residence of any existing legislator, we do believe that the commission should be especially cognizant of a boundary's impact in rural districts. A rural legislator does not share the same advantage as an urban legislator in regards to the location of their home. This occurs because an urban legislator can often run in any legislative district within their county of residence, while a rural legislator can only run in the district in which they actually reside. The debilitating potential

of this inequality requires that the commission be particularly careful when locating a boundary in rural areas.

The commission's proposed boundary, when viewed within the framework of the residency statutes controlling rural districts, stands to completely exclude Senator Jones from participation in the 2014 legislative elections. By accepting the minor change we are proposing, the commission would at least be providing the Senator with an opportunity to run for the House seat that contains the communities he has served so well in the past.

As elected officials and community leaders, we recommend that the commission accept our change to the proposed boundary. We are certain that this change best represents the needs and desires of the Golden Triangle region, as well as, those of the state of Montana.


Sincerely,  
Glacier County Commissioners




Michael J. DesRosier  
Chairman



Ron Rides At The Door  
Vice Chairman




Tony Swzmann  
Member



# PONDERA COUNTY

20 4TH AVENUE S.W.

CONRAD, MONTANA 59425



Districting and Apportionment Commission  
Legislative Services Division  
PO Box 201706  
Helena, MT 59620-1706

Dear Commission Members,

It has come to our attention that the newly proposed boundary between HD 26 and HD 17 removes Senator Llew Jones from his home community of Conrad by the length of his residence's driveway. What makes this omission particularly confusing is that the new boundary leaves the city of Conrad substantially whole, while linking Senator Jones' residence with a population area (Choteau) over 25 miles away. Additionally, the proposed boundary removes the local airport, golf course, and shooting club from the district containing Conrad's population.

As you are aware, Senator Jones has a long history of distinguished public service in the Golden Triangle region. He has served the cities of Conrad, Shelby, Valier, and Cut Bank as their Representative for three terms and, with the addition of Chester, Big Sandy, and Fort Benton, as their Senator for one term.

We understand that the commission's constitutionally defined priority is to equalize the population in each new house district. In support of this requirement, it is important to note that there are fewer than six individuals who would be impacted by the boundary change we are proposing. Therefore, the commission should find that neither the inclusion nor the exclusion of the proposed geographical area will appreciably alter the final population statistics in either of the affected house districts.

Furthermore, while we agree that the location of a boundary should not be based upon the residence of any existing legislator, we do believe that the commission should be especially cognizant of a boundary's impact in rural districts. A rural legislator does not share the same advantage as an urban legislator in regards to the location of their home. This occurs because an urban legislator can often run in any legislative district within their county of residence, while a rural legislator can only run in the district in which they actually reside. The debilitating potential of this inequality requires that the commission be particularly careful when locating a boundary in rural areas.

The commission's proposed boundary, when viewed within the framework of the residency statutes controlling rural districts, stands to completely exclude Senator Jones



from participation in the 2014 legislative elections. By accepting the minor change we are proposing, the commission would at least be providing the Senator with an opportunity to run for the House seat that contains the communities he has served so well in the past.


As elected officials and community leaders, we recommend that the commission accept our change to the proposed boundary. We are certain that this change best represents the needs and desires of the Golden Triangle region, as well as, those of the state of Montana.

Respectfully,

Pondera County Commissioners



Cynthia A. Johnson, Chairman



Joseph Christiaens, Vice-Chairman



Sandra J. Broesder, Member

Road

W112.015°

W112.005°

W111.995°

W111.985°

W111.975°

W111.965°

W111.9

N48.168°

N48.1608°

N48.1636°

N48.1824°

N48.1752°

48 9929 N 111.59 306 W 616 W 3556 II

USDA and Service Agency  
© 2012 Google

© 2012 Google

© 2012 Google

# CITY of CUT BANK

221 West Main • (406) 873-5526 • Fax: (406) 873-2455 • Cut Bank, MT 59427

It has come to my attention that the newly proposed boundary between HD 26 and HD 17 removes Senator Llew Jones from his home community of Conrad by the length of his residence's driveway. What makes this omission particularly confusing is that the new boundary leaves the city of Conrad substantially whole, while linking Senator Jones' residence with a population area (Choteau) over 25 miles away. Additionally, the proposed boundary removes the local airport, golf course, and shooting club from the district containing Conrad's population.

As you are aware, Senator Jones has a long history of distinguished public service in the Golden Triangle region. He has served the cities of Conrad, Shelby, Valier, and Cut Bank as their Representative for three terms and, with the addition of Chester, Big Sandy, and Fort Benton, as their Senator for one term.


I understand that the commission's constitutionally defined priority is to equalize the population in each new house district. In support of this requirement, it is important to note that there are fewer than six individuals who would be impacted by the boundary change I am proposing. Therefore, the commission should find that neither the inclusion nor the exclusion of the proposed geographical area will appreciably alter the final population statistics in either of the affected house districts.

Furthermore, while I agree that the location of a boundary should not be based upon the residence of any existing legislator, I do believe that the commission should be especially cognizant of a boundary's impact in rural districts. A rural legislator does not share the same advantage as an urban legislator in regards to the location of their home. This occurs because an urban legislator can often run in any legislative district within their county of residence, while a rural legislator can only run in the district in which they actually reside. The debilitating potential of this inequality requires that the commission be particularly careful when locating a boundary in rural areas.

The commission's proposed boundary, when viewed within the framework of the residency statute controlling rural districts, stands to completely exclude Senator Jones from participation in the 2014 legislative elections. By accepting the minor change I am proposing, the commission would at least be providing the Senator with an opportunity to run for the House seat that contains the communities he has served so well in the past.

As an elected official and community leader, I recommend that the commission accept my change to the proposed boundary. I am certain that this change best represents the needs and desires of the Golden Triangle region, as well as, those of the state of Montana.

Respectfully,



Emmet D Embody

WENDY JUDISCH  
Mayor

AGNES FOWLER  
Finance Officer

V.A. FARNSTROM  
City Judge

GARY DENT  
Police Chief

# CITY OF CONRAD

411 1/2 SOUTH MAIN

CONRAD, MONTANA 59425

PHONE: 406-271-3623 FAX 406-271-5602

This institution is an equal opportunity provider

KARLA BREDING

DREW LESNIK

RICK MOSS

RONALD WIDHALM

Aldermen

October 3, 2012

Dear Committee;

It has come to my attention that the newly proposed boundary between HD 26 and HD 17 removes Senator Llew Jones from his home community of Conrad by the length of his residence's driveway. What makes this omission particularly confusing is that the new boundary leaves the city of Conrad substantially whole, while linking Senator Jones' residence with a population area (Choteau) over 25 miles away. Additionally, the proposed boundary removes the local airport, golf course, and shooting club from the district containing Conrad's population.

As you are aware, Senator Jones has a long history of distinguished public service in the Golden Triangle region. He has served the cities of Conrad, Shelby, Valier, and Cut Bank as their Representative for three terms and, with the addition of Chester, Big Sandy, and Fort Benton, as their Senator for one term.

I understand that the commission's constitutionally defined priority is to equalize the population in each new house district. In support of this requirement, it is important to note that there are fewer than six individuals who would be impacted by the boundary change I am proposing and the map of which is attached for your review. Therefore, the commission should find that neither the inclusion nor the exclusion of the proposed geographical area will appreciably alter the final population statistics in either of the affected house districts.

Furthermore, while I agree that the location of a boundary should not be based upon the residence of any existing legislator, I do believe that the commission should be especially cognizant of a boundary's impact in rural districts. A rural legislator does not share the same advantage as an urban legislator in regards to the location of their home. This occurs because an urban legislator can often run in any legislative district within their county of residence, while a rural legislator can only run in the district in which they actually reside. The debilitating potential of this inequality requires that the commission be particularly careful when locating a boundary in rural areas.

The commission's proposed boundary, when viewed within the framework of the residency statute controlling rural districts, stands to completely exclude Senator Jones from participation in the 2014 legislative elections. By accepting the minor change I am proposing, the commission would at least be providing the Senator with an opportunity to run for the House seat that contains the communities he has served so well in the past.

As an elected official and community leader, I recommend that the commission accept my change to the proposed boundary. I am certain that this change best represents the needs and desires of the Golden Triangle region, as well as, those of the state of Montana.

Respectfully,

A handwritten signature in cursive script, appearing to read "Wendy Judisch".

Wendy Judisch, Mayor


City of Conrad

Encl.



I support the Communities Plan because it:

GREAT FALLS MT 594

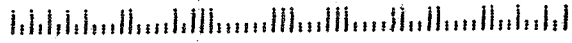


- Guarantees our constitutional right of one person, one vote,
- Respects existing communities across Montana, including small towns, rural communities, cities, and suburban areas,
- Keeps intact more small towns than any other proposed plan,
- Provides strong protection of minority voting rights, so American Indian citizens can fully participate in our political process, and
- Creates a fair balance so that no one political party gains monopoly control of the Legislature.

Districting & Apportionment Commission  
 Legislative Services Division  
 PO Box 201706  
 Helena, MT 59620-1706

*John Mark Kelly*  
 Name  
 Box 182  
 Address  
 Boulder MT 59637  
 City State Zip

5962091706



I support the Communities Plan because it:

- Guarantees our constitutional right of one person, one vote,
- Respects existing communities across Montana, including small towns, rural communities, cities, and suburban areas,
- Keeps intact more small towns than any other proposed plan,
- Provides strong protection of minority voting rights, so American Indian citizens can fully participate in our political process, and
- Creates a fair balance so that no one political party gains monopoly control of the Legislature.

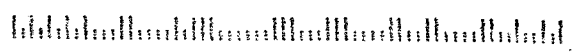


Districting & Apportionment Commission  
 Legislative Services Division  
 PO Box 201706  
 Helena, MT 59620-1706

*Jean R. Gordon*  
 Name  
 Lakaien Village, 50236 Hwy 93 Opt 140  
 Address  
 Polson MT 59960  
 City State Zip

**RECEIVED**

SEP 21 2012  
 Montana Legislative  
 Services Division



Montana Districting and Apportionment Commission,

I oppose drawing legislative districts based on partisan outcomes, election results, and political data. Districts should not be designed to achieve a certain partisan outcome.

I strongly urge you to reject maps that use political data and election results in the development of district lines for the legislature

I think the urban-rural 100 map is common sense recognition of the differences between cities and rural areas of the state. I think the subdivision 100 map is also a good approach since it seems to keep many counties and towns together when possible

Signature Lucille Magulsky

Zip Code 59215

Montana Districting and Apportionment Commission,

I oppose drawing legislative districts based on partisan outcomes, election results, and political data. Districts should not be designed to achieve a certain partisan outcome.

I strongly urge you to reject maps that use political data and election results in the development of district lines for the legislature

I think the urban-rural 100 map is common sense recognition of the differences between cities and rural areas of the state. I think the subdivision 100 map is also a good approach since it seems to keep many counties and towns together when possible

Signature Lucille Magulsky

Zip Code 59215

Montana Districting and Apportionment Commission,

I oppose drawing legislative districts based on partisan outcomes, election results, and political data. Districts should not be designed to achieve a certain partisan outcome.

I strongly urge you to reject maps that use political data and election results in the development of district lines for the legislature

I think the urban-rural 100 map is common sense recognition of the differences between cities and rural areas of the state. I think the subdivision 100 map is also a good approach since it seems to keep many counties and towns together when possible

Signature Lucille Magulsky

Zip Code 59339



# Please Oppose the Communities Plan!

---

Marvin & Becky Kimmet  
barkk@northerntel.net

Please oppose the "Communities Plan " of gerrymandering. It will dilute the rural voice in state government with is vital to our state.

Thank you,

*Marvin and Becky Kimmet*

# Please Oppose the Communities Plan!

Ann Davies

adavies@mtintouch.net

"Presently Blaine County is divided along Highway two with those south of the highway lumped in with the Native American District. The people south of Highway 2 not on the reservation have more in common with those North of the Highway. If the line was moved south to the Missouri River Monument, it would more closely combine groups with similar interests. Also, Havre should be combined into one district. It makes no sense to do otherwise except for political purposes."

# Please Oppose the Communities Plan!

---

*Ann Davies*

*adavies@mtintouch.net*

*"The Commission should oppose the Democrat's  
"Communities" Plan"*

# Please Oppose the Communities Plan!

*smdrewiske@bresnan.net*

*Tell the Commission it should oppose the Democrat's plan (the so-called "Communities Plan") to gerrymander Montana!*

*Mike & Sue Drewiske  
1045 Doane Road  
Bozeman, MT 59718*

# Please Oppose the Communities Plan!

---

Slim Woffenden  
sword@eurekadsl.net

Oppose the Democrat plan for gerrymandering. (the so called "Communities Plan" is onerous.

*H. Woffenden*

# Please Oppose the Communities Plan!

---

Beverly McCoy  
mccoybev@gmail.com

"I oppose the Communities Plan"

*Beverly McCoy  
2000 Anderson Lane  
Dillon, Montana 59725*

# Please Oppose the Communities Plan!

---

Don Richman

don@richmaninsurance.com

"I really want people to know I'm against putting Harlem in with the Indian district; I've spent a lot of time and money to get elected in Senate Dist. #17, and would have to turn around and run in a different dist. With little or no chance of winning in 14. Harlem only has 800 plus people so we could be left right where we are now. The line should go South to the Missouri river excluding the reservation, pick up the Bears Paw people and let Havre have a district of its own. Don Richman Republican candidate for Senate Dist. 17."

# Please Oppose the Communities Plan!

Ethel

ulazy2@nemont.net

"Your commission should oppose the Democratic plan, the so called "Communities Plan" to gerrymander Montana once again."



# Please Oppose the Communities Plan!

---

Mark and Barb Cole  
mbcole@3riversdbs.net

"Please oppose the Communities Plan for redistricting. I don't feel it would be in the best interest of all Montanans. Thank you for your consideration."

# **Please Oppose the Communities Plan!**

---

Ferol Bjur

ferolb@centurytel.net

**"Please oppose the Democrat's plan (Communities Plan)  
and stop the gerrymandering of Montana."**

# Please Oppose the Communities Plan!

---

cnmfudge@centurytel.net

It is time we quit gerrymandering to achieve political islands of discontinuity. I'm troubled the "Communities Plan" goes to extremes by including legs of rural populations with blocks of city populations. City populations are communities of themselves and differ greatly from rural areas.

For example look at Missoula County and the city of Missoula. The two interface but differ substantially in their issues, planning, and infrastructure priorities. Missoula has bike trails, foot trails, bus service, streets with significant use patterns and maintenance needs. These differ greatly from rural transportations systems. Missoula's social structure and social needs varies from rural social programs and needs. Think of blurring these by running stringers of rural and urban together to achieve a false balance. I would rather have reasonably pure rural districts with representatives in tune with rural issues and solutions. For someone to represent mostly city with a splattering of rural populations and area requires someone with a greater challenge to serve the mixture of complexities presented by both populations.

I could offer more examples of such complexities but you get the picture. Forget the politics and do what logically best serves the varied population centers, issues, needs, and solutions. Remember you work for all of us so treat us with respect, courage, and dignity.

*Charlie Fudge  
37735 Ponderilla Drive  
Polson, MT 59860*

# Please Oppose the Communities Plan!

---

Western Heritage Realty  
whr@nemont.net

"I firmly oppose any democrat plan to gerrymander voting districts in Montana. Folks in rural areas need to have their voices heard too."

*David Cobb*  
*Nye, MT*

TO THE MONTANA DISTRICTING AND APPORTIONMENT COMMISSION  
PO Box 201706  
Helena, MT 59620-1706

[districting@mt.gov](mailto:districting@mt.gov)

FAX: 406-444-3036

Dear Commissioners,

As a resident of Jefferson County, I am totally opposed to having Jefferson County split up for the benefit of Butte/Silver Bow County. Each of the four plans submitted by the Montana Districting and Apportionment Commission and the plan submitted by the Democrats on the Commission all put some portion of Jefferson County into Butte/Silver Bow County. This is simply unacceptable.

If you are going to consider the three discretionary criteria you set up at the beginning of this process, you will understand why none of these proposals make any sense.

- 1.) Following the lines of political units. Jefferson County is about 1,500 people over the ideal district size. Since our existing district is most of Jefferson County, we should start there and make every effort to keep Jefferson County as whole as possible, the remaining population staying with its "Community of Interest" in Madison County.
- 2.) Following geographic boundaries. The Continental Divide separates Jefferson and Butte/Silver Bow Counties. That is a very distinct geographic boundary between our counties that should be respected.
- 3.) Keeping communities of interest intact. Many people live in Jefferson County because they don't want the impacts and influences of urban areas. Most of Jefferson County should be one district, with an area of the county South of Interstate 90 remaining as part of the district that represents Madison County. The Whitehall Elementary and Whitehall High School District both include portions of Madison County. The Jefferson Valley Rural Fire District also extends into Madison County. Kids from Jefferson County participate in 4-H and the Madison County Fair in Twin Bridges. Jefferson and Madison Counties share an MSU Extension Agent. In short, Southern Jefferson County and Northern Madison County are clearly a "Community of Interest", and should remain together.

Jefferson County is located between three large, urban counties, Lewis and Clark, Butte/Silver Bow, and Gallatin. It is important that we keep our own district so that we can maintain our proud identity. Please keep Jefferson County as whole as possible and allow a portion of Southern Jefferson County to remain with their "Community of Interest" in Northern Madison County.

I support the Jefferson County Proposed Legislative District Map.

Thank you for your consideration.

Name

*Betty Salvagn*

Address

*246 Mt Hwy 2-E Whitehall, Montana ~~59759~~*  
*59759*

TO THE MONTANA DISTRICTING AND APPORTIONMENT COMMISSION  
P.O. BOX 201706 HELENA, MT 59620-1706  
districting@mt.gov FAX 406-444-3036

Dear Commissioners,

As a resident of Jefferson County, I am totally opposed to having Jefferson County split up for the benefit of Butte/Silver Bow County. Each of the four plans submitted by the Montana Districting and Apportionment Commission and the plan submitted by the Democrats on the Commission all put some portion of Jefferson County into Butte/Silver Bow County. This is simply unacceptable.

If you are going to consider the three discretionary criteria you set up at the beginning of this process, you will understand why none of these proposals make any sense.

- 1.) Following the lines of political units. Jefferson County is about 1,500 people over the ideal district size. Since our existing district is most of Jefferson County, we should start there and make every effort to keep Jefferson County as whole as possible, the remain population staying with its Community of Interest in Madison County .
- 2.) Following geographic boundaries. The Continental Divide separates Jefferson and Butte/Silver Bow Counties. That is a very distinct geographic boundary between our counties that should be respected.
- 3.) Keeping communities of interest intact. Many people live in Jefferson County because they don't want the impacts and influences of urban areas. Most of Jefferson County should be one district, with an area of the county South of Interstate 90 remaining as part of the district that represents Madison County. The Whitehall Elementary and Whitehall High School District both include portions of Madison County. The Jefferson Valley Rural Fire District also extends into Madison County. Kids from Jefferson County participate in 4-H and the Madison County Fair in Twin Bridges. Jefferson and Madison Counties share an MSU Extension Agent. In short, Southern Jefferson County and Northern Madison County are clearly a "Community of Interest", and should remain together.

Jefferson County is located between three large urban counties, Lewis and Clark, Butte/Silver Bow, and Gallatin. It is important that we keep our own district so that we can maintain our proud identity. Please keep Jefferson County as whole as possible and allow a portion of Southern Jefferson County to remain with their "Community of Interest" in Northern Madison County.

Thank you for your consideration.

Name

Linda Stevens / Linda Stevens

Address

301 Main, P.O. 6841  
Butte, MT 59638

TO THE MONTANA DISTRICTING AND APPORTIONMENT COMMISSION  
P.O. BOX 201706 HELENA, MT 59620-1706  
districting@mt.gov FAX 406-444-3036

Dear Commissioners,

As a resident of Jefferson County, I am totally opposed to having Jefferson County split up for the benefit of Butte/Silver Bow County. Each of the four plans submitted by the Montana Districting and Apportionment Commission and the plan submitted by the Democrats on the Commission all put some portion of Jefferson County into Butte/Silver Bow County. This is simply unacceptable.

If you are going to consider the three discretionary criteria you set up at the beginning of this process, you will understand why none of these proposals make any sense.

- 1.) Following the lines of political units. Jefferson County is about 1,500 people over the ideal district size. Since our existing district is most of Jefferson County, we should start there and make every effort to keep Jefferson County as whole as possible, the remain population staying with its Community of Interest in Madison County.
- 2.) Following geographic boundaries. The Continental Divide separates Jefferson and Butte/Silver Bow Counties. That is a very distinct geographic boundary between our counties that should be respected.
- 3.) Keeping communities of interest intact. Many people live in Jefferson County because they don't want the impacts and influences of urban areas. Most of Jefferson County should be one district, with an area of the county South of Interstate 90 remaining as part of the district that represents Madison County. The Whitehall Elementary and Whitehall High School District both include portions of Madison County. The Jefferson Valley Rural Fire District also extends into Madison County. Kids from Jefferson County participate in 4-H and the Madison County Fair in Twin Bridges. Jefferson and Madison Counties share an MSU Extension Agent. In short, Southern Jefferson County and Northern Madison County are clearly a "Community of Interest", and should remain together.

Jefferson County is located between three large urban counties, Lewis and Clark, Butte/Silver Bow, and Gallatin. It is important that we keep our own district so that we can maintain our proud identity. Please keep Jefferson County as whole as possible and allow a portion of Southern Jefferson County to remain with their "Community of Interest" in Northern Madison County.

Thank

Name

Rachelle Wehner

Address

Box 1058 Whitehall MT 59759

TO THE MONTANA DISTRICTING AND APPORTIONMENT COMMISSION  
P.O. BOX 201706 HELENA, MT 59620-1706  
districting@mt.gov FAX 406-444-3036

Dear Commissioners,

As a resident of Jefferson County, I am totally opposed to having Jefferson County split up for the benefit of Butte/Silver Bow County. Each of the four plans submitted by the Montana Districting and Apportionment Commission and the plan submitted by the Democrats on the Commission all put some portion of Jefferson County into Butte/Silver Bow County. This is simply unacceptable.

If you are going to consider the three discretionary criteria you set up at the beginning of this process, you will understand why none of these proposals make any sense.

- 1.) Following the lines of political units. Jefferson County is about 1,500 people over the ideal district size. Since our existing district is most of Jefferson County, we should start there and make every effort to keep Jefferson County as whole as possible, the remain population staying with its Community of Interest in Madison County.
- 2.) Following geographic boundaries. The Continental Divide separates Jefferson and Butte/Silver Bow Counties. That is a very distinct geographic boundary between our counties that should be respected.
- 3.) Keeping communities of interest intact. Many people live in Jefferson County because they don't want the impacts and influences of urban areas. Most of Jefferson County should be one district, with an area of the county South of Interstate 90 remaining as part of the district that represents Madison County. The Whitehall Elementary and Whitehall High School District both include portions of Madison County. The Jefferson Valley Rural Fire District also extends into Madison County. Kids from Jefferson County participate in 4-H and the Madison County Fair in Twin Bridges. Jefferson and Madison Counties share an MSU Extension Agent. In short, Southern Jefferson County and Northern Madison County are clearly a "Community of Interest", and should remain together.

Jefferson County is located between three large urban counties, Lewis and Clark, Butte/Silver Bow, and Gallatin. It is important that we keep our own district so that we can maintain our proud identity. Please keep Jefferson County as whole as possible and allow a portion of Southern Jefferson County to remain with their "Community of Interest" in Northern Madison County.

Thank

Name

Reidre Rubow

Address

401 W. First Street Whitehall



TO THE MONTANA DISTRICTING AND APPORTIONMENT COMMISSION  
P.O. BOX 201706 HELENA, MT 59620-1706  
districting@mt.gov FAX 406-444-3036

Dear Commissioners,

As a resident of Jefferson County, I am totally opposed to having Jefferson County split up for the benefit of Butte/Silver Bow County. Each of the four plans submitted by the Montana Districting and Apportionment Commission and the plan submitted by the Democrats on the Commission all put some portion of Jefferson County into Butte/Silver Bow County. This is simply unacceptable.

If you are going to consider the three discretionary criteria you set up at the beginning of this process, you will understand why none of these proposals make any sense.

- 1.) Following the lines of political units. Jefferson County is about 1,500 people over the ideal district size. Since our existing district is most of Jefferson County, we should start there and make every effort to keep Jefferson County as whole as possible, the remain population staying with its Community of Interest in Madison County.
- 2.) Following geographic boundaries. The Continental Divide separates Jefferson and Butte/Silver Bow Counties. That is a very distinct geographic boundary between our counties that should be respected.
- 3.) Keeping communities of interest intact. Many people live in Jefferson County because they don't want the impacts and influences of urban areas. Most of Jefferson County should be one district, with an area of the county South of Interstate 90 remaining as part of the district that represents Madison County. The Whitehall Elementary and Whitehall High School District both include portions of Madison County. The Jefferson Valley Rural Fire District also extends into Madison County. Kids from Jefferson County participate in 4-H and the Madison County Fair in Twin Bridges. Jefferson and Madison Counties share an MSU Extension Agent. In short, Southern Jefferson County and Northern Madison County are clearly a "Community of Interest", and should remain together.

Jefferson County is located between three large urban counties, Lewis and Clark, Butte/Silver Bow, and Gallatin. It is important that we keep our own district so that we can maintain our proud identity. Please keep Jefferson County as whole as possible and allow a portion of Southern Jefferson County to remain with their "Community of Interest" in Northern Madison County.

Thank

Name

Address

Travis Duesch  
163 parrot Castle Rd

TO THE MONTANA DISTRICTING AND APPORTIONMENT COMMISSION  
P.O. BOX 201706 HELENA, MT 59620-1706  
districting@mt.gov FAX 406-444-3036

Dear Commissioners,

As a resident of Jefferson County, I am totally opposed to having Jefferson County split up for the benefit of Butte/Silver Bow County. Each of the four plans submitted by the Montana Districting and Apportionment Commission and the plan submitted by the Democrats on the Commission all put some portion of Jefferson County into Butte/Silver Bow County. This is simply unacceptable.

If you are going to consider the three discretionary criteria you set up at the beginning of this process, you will understand why none of these proposals make any sense.

- 1.) Following the lines of political units. Jefferson County is about 1,500 people over the ideal district size. Since our existing district is most of Jefferson County, we should start there and make every effort to keep Jefferson County as whole as possible, the remain population staying with its Community of Interest in Madison County.
- 2.) Following geographic boundaries. The Continental Divide separates Jefferson and Butte/Silver Bow Counties. That is a very distinct geographic boundary between our counties that should be respected.
- 3.) Keeping communities of interest intact. Many people live in Jefferson County because they don't want the impacts and influences of urban areas. Most of Jefferson County should be one district, with an area of the county South of Interstate 90 remaining as part of the district that represents Madison County. The Whitehall Elementary and Whitehall High School District both include portions of Madison County. The Jefferson Valley Rural Fire District also extends into Madison County. Kids from Jefferson County participate in 4-H and the Madison County Fair in Twin Bridges. Jefferson and Madison Counties share an MSU Extension Agent. In short, Southern Jefferson County and Northern Madison County are clearly a "Community of Interest", and should remain together.

Jefferson County is located between three large urban counties, Lewis and Clark, Butte/Silver Bow, and Gallatin. It is important that we keep our own district so that we can maintain our proud identity. Please keep Jefferson County as whole as possible and allow a portion of Southern Jefferson County to remain with their "Community of Interest" in Northern Madison County.

Thank

Name

Bryan Duersch

Address

103 parrot castle rd

TO THE MONTANA DISTRICTING AND APPORTIONMENT COMMISSION  
P.O. BOX 201706 HELENA, MT 59620-1706  
districting@mt.gov FAX 406-444-3036

Dear Commissioners,

As a resident of Jefferson County, I am totally opposed to having Jefferson County split up for the benefit of Butte/Silver Bow County. Each of the four plans submitted by the Montana Districting and Apportionment Commission and the plan submitted by the Democrats on the Commission all put some portion of Jefferson County into Butte/Silver Bow County. This is simply unacceptable.

If you are going to consider the three discretionary criteria you set up at the beginning of this process, you will understand why none of these proposals make any sense.

- 1.) Following the lines of political units. Jefferson County is about 1,500 people over the ideal district size. Since our existing district is most of Jefferson County, we should start there and make every effort to keep Jefferson County as whole as possible, the remain population staying with its Community of Interest in Madison County.
- 2.) Following geographic boundaries. The Continental Divide separates Jefferson and Butte/Silver Bow Counties. That is a very distinct geographic boundary between our counties that should be respected.
- 3.) Keeping communities of interest intact. Many people live in Jefferson County because they don't want the impacts and influences of urban areas. Most of Jefferson County should be one district, with an area of the county South of Interstate 90 remaining as part of the district that represents Madison County. The Whitehall Elementary and Whitehall High School District both include portions of Madison County. The Jefferson Valley Rural Fire District also extends into Madison County. Kids from Jefferson County participate in 4-H and the Madison County Fair in Twin Bridges. Jefferson and Madison Counties share an MSU Extension Agent. In short, Southern Jefferson County and Northern Madison County are clearly a "Community of Interest", and should remain together.

Jefferson County is located between three large urban counties, Lewis and Clark, Butte/Silver Bow, and Gallatin. It is important that we keep our own district so that we can maintain our proud identity. Please keep Jefferson County as whole as possible and allow a portion of Southern Jefferson County to remain with their "Community of Interest" in Northern Madison County.

Thank

Name

Willie Clausen

Address

1 E 1<sup>ST</sup> ST Box 684 Whitehall, MT 59759

TO THE MONTANA DISTRICTING AND APPORTIONMENT COMMISSION  
P.O. BOX 201706 HELENA, MT 59620-1706  
districting@mt.gov FAX 406-444-3036

Dear Commissioners,

As a resident of Jefferson County, I am totally opposed to having Jefferson County split up for the benefit of Butte/Silver Bow County. Each of the four plans submitted by the Montana Districting and Apportionment Commission and the plan submitted by the Democrats on the Commission all put some portion of Jefferson County into Butte/Silver Bow County. This is simply unacceptable.

If you are going to consider the three discretionary criteria you set up at the beginning of this process, you will understand why none of these proposals make any sense.

- 1.) Following the lines of political units. Jefferson County is about 1,500 people over the ideal district size. Since our existing district is most of Jefferson County, we should start there and make every effort to keep Jefferson County as whole as possible, the remain population staying with its Community of Interest in Madison County.
- 2.) Following geographic boundaries. The Continental Divide separates Jefferson and Butte/Silver Bow Counties. That is a very distinct geographic boundary between our counties that should be respected.
- 3.) Keeping communities of interest intact. Many people live in Jefferson County because they don't want the impacts and influences of urban areas. Most of Jefferson County should be one district, with an area of the county South of Interstate 90 remaining as part of the district that represents Madison County. The Whitehall Elementary and Whitehall High School District both include portions of Madison County. The Jefferson Valley Rural Fire District also extends into Madison County. Kids from Jefferson County participate in 4-H and the Madison County Fair in Twin Bridges. Jefferson and Madison Counties share an MSU Extension Agent. In short, Southern Jefferson County and Northern Madison County are clearly a "Community of Interest", and should remain together.

Jefferson County is located between three large urban counties, Lewis and Clark, Butte/Silver Bow, and Gallatin. It is important that we keep our own district so that we can maintain our proud identity. Please keep Jefferson County as whole as possible and allow a portion of Southern Jefferson County to remain with their "Community of Interest" in Northern Madison County.

Thank

Name

Coira Trotter

Address

206 n main st  
White Hall, mt  
59759

TO THE MONTANA DISTRICTING AND APPORTIONMENT COMMISSION  
P.O. BOX 201706 HELENA, MT 59620-1706  
districting@mt.gov FAX 406-444-3036

Dear Commissioners,

As a resident of Jefferson County, I am totally opposed to having Jefferson County split up for the benefit of Butte/Silver Bow County. Each of the four plans submitted by the Montana Districting and Apportionment Commission and the plan submitted by the Democrats on the Commission all put some portion of Jefferson County into Butte/Silver Bow County. This is simply unacceptable.

If you are going to consider the three discretionary criteria you set up at the beginning of this process, you will understand why none of these proposals make any sense.

- 1.) Following the lines of political units. Jefferson County is about 1,500 people over the ideal district size. Since our existing district is most of Jefferson County, we should start there and make every effort to keep Jefferson County as whole as possible, the remain population staying with its Community of Interest in Madison County.
- 2.) Following geographic boundaries. The Continental Divide separates Jefferson and Butte/Silver Bow Counties. That is a very distinct geographic boundary between our counties that should be respected.
- 3.) Keeping communities of interest intact. Many people live in Jefferson County because they don't want the impacts and influences of urban areas. Most of Jefferson County should be one district, with an area of the county South of Interstate 90 remaining as part of the district that represents Madison County. The Whitehall Elementary and Whitehall High School District both include portions of Madison County. The Jefferson Valley Rural Fire District also extends into Madison County. Kids from Jefferson County participate in 4-H and the Madison County Fair in Twin Bridges. Jefferson and Madison Counties share an MSU Extension Agent. In short, Southern Jefferson County and Northern Madison County are clearly a "Community of Interest", and should remain together.

Jefferson County is located between three large urban counties, Lewis and Clark, Butte/Silver Bow, and Gallatin. It is important that we keep our own district so that we can maintain our proud identity. Please keep Jefferson County as whole as possible and allow a portion of Southern Jefferson County to remain with their "Community of Interest" in Northern Madison County.

Thank

Name

*Shana Scheffel*

Address

*311 W First St.  
Whitehall, MT 59759*

TO THE MONTANA DISTRICTING AND APPORTIONMENT COMMISSION  
P.O. BOX 201706 HELENA, MT 59620-1706  
districting@mt.gov FAX 406-444-3036

Dear Commissioners,

As a resident of Jefferson County, I am totally opposed to having Jefferson County split up for the benefit of Butte/Silver Bow County. Each of the four plans submitted by the Montana Districting and Apportionment Commission and the plan submitted by the Democrats on the Commission all put some portion of Jefferson County into Butte/Silver Bow County. This is simply unacceptable.

If you are going to consider the three discretionary criteria you set up at the beginning of this process, you will understand why none of these proposals make any sense.

- 1.) Following the lines of political units. Jefferson County is about 1,500 people over the ideal district size. Since our existing district is most of Jefferson County, we should start there and make every effort to keep Jefferson County as whole as possible, the remain population staying with its Community of Interest in Madison County .
- 2.) Following geographic boundaries. The Continental Divide separates Jefferson and Butte/Silver Bow Counties. That is a very distinct geographic boundary between our counties that should be respected.
- 3.) Keeping communities of interest intact. Many people live in Jefferson County because they don't want the impacts and influences of urban areas. Most of Jefferson County should be one district, with an area of the county South of Interstate 90 remaining as part of the district that represents Madison County. The Whitehall Elementary and Whitehall High School District both include portions of Madison County. The Jefferson Valley Rural Fire District also extends into Madison County. Kids from Jefferson County participate in 4-H and the Madison County Fair in Twin Bridges. Jefferson and Madison Counties share an MSU Extension Agent. In short, Southern Jefferson County and Northern Madison County are clearly a "Community of Interest", and should remain together.

Jefferson County is located between three large urban counties, Lewis and Clark, Butte/Silver Bow, and Gallatin. It is important that we keep our own district so that we can maintain our proud identity. Please keep Jefferson County as whole as possible and allow a portion of Southern Jefferson County to remain with their "Community of Interest" in Northern Madison County.

Thank

Name

Address

*Jefferson*  
*Jacqueline Conlan*  
*Box 97*  
*Whitehall, MT 59759*

TO THE MONTANA DISTRICTING AND APPORTIONMENT COMMISSION  
P.O. BOX 201706 HELENA, MT 59620-1706  
districting@mt.gov FAX 406-444-3036

Dear Commissioners,

As a resident of Jefferson County, I am totally opposed to having Jefferson County split up for the benefit of Butte/Silver Bow County. Each of the four plans submitted by the Montana Districting and Apportionment Commission and the plan submitted by the Democrats on the Commission all put some portion of Jefferson County into Butte/Silver Bow County. This is simply unacceptable.

If you are going to consider the three discretionary criteria you set up at the beginning of this process, you will understand why none of these proposals make any sense.

- 1.) Following the lines of political units. Jefferson County is about 1,500 people over the ideal district size. Since our existing district is most of Jefferson County, we should start there and make every effort to keep Jefferson County as whole as possible, the remain population staying with its Community of Interest in Madison County.
- 2.) Following geographic boundaries. The Continental Divide separates Jefferson and Butte/Silver Bow Counties. That is a very distinct geographic boundary between our counties that should be respected.
- 3.) Keeping communities of interest intact. Many people live in Jefferson County because they don't want the impacts and influences of urban areas. Most of Jefferson County should be one district, with an area of the county South of Interstate 90 remaining as part of the district that represents Madison County. The Whitehall Elementary and Whitehall High School District both include portions of Madison County. The Jefferson Valley Rural Fire District also extends into Madison County. Kids from Jefferson County participate in 4-H and the Madison County Fair in Twin Bridges. Jefferson and Madison Counties share an MSU Extension Agent. In short, Southern Jefferson County and Northern Madison County are clearly a "Community of Interest", and should remain together.

Jefferson County is located between three large urban counties, Lewis and Clark, Butte/Silver Bow, and Gallatin. It is important that we keep our own district so that we can maintain our proud identity. Please keep Jefferson County as whole as possible and allow a portion of Southern Jefferson County to remain with their "Community of Interest" in Northern Madison County.

Thank

Name

Deanne Burget

Address

41 Lower Reddy Creek Road, Whitehall MT 59759

TO THE MONTANA DISTRICTING AND APPORTIONMENT COMMISSION  
P.O. BOX 201706 HELENA, MT 59620-1706  
districting@mt.gov FAX 406-444-3036

Dear Commissioners,

As a resident of Jefferson County, I am totally opposed to having Jefferson County split up for the benefit of Butte/Silver Bow County. Each of the four plans submitted by the Montana Districting and Apportionment Commission and the plan submitted by the Democrats on the Commission all put some portion of Jefferson County into Butte/Silver Bow County. This is simply unacceptable.

If you are going to consider the three discretionary criteria you set up at the beginning of this process, you will understand why none of these proposals make any sense.

- 1.) Following the lines of political units. Jefferson County is about 1,500 people over the ideal district size. Since our existing district is most of Jefferson County, we should start there and make every effort to keep Jefferson County as whole as possible, the remain population staying with its Community of Interest in Madison County .
- 2.) Following geographic boundaries. The Continental Divide separates Jefferson and Butte/Silver Bow Counties. That is a very distinct geographic boundary between our counties that should be respected.
- 3.) Keeping communities of interest intact. Many people live in Jefferson County because they don't want the impacts and influences of urban areas. Most of Jefferson County should be one district, with an area of the county South of Interstate 90 remaining as part of the district that represents Madison County. The Whitehall Elementary and Whitehall High School District both include portions of Madison County. The Jefferson Valley Rural Fire District also extends into Madison County. Kids from Jefferson County participate in 4-H and the Madison County Fair in Twin Bridges. Jefferson and Madison Counties share an MSU Extension Agent. In short, Southern Jefferson County and Northern Madison County are clearly a "Community of Interest", and should remain together.

Jefferson County is located between three large urban counties, Lewis and Clark, Butte/Silver Bow, and Gallatin. It is important that we keep our own district so that we can maintain our proud identity. Please keep Jefferson County as whole as possible and allow a portion of Southern Jefferson County to remain with their "Community of Interest" in Northern Madison County.

Thank

Name

Danny Harshman

Address

511 E. Legion  
Whitehall,  
MT 59759



TO THE MONTANA DISTRICTING AND APPORTIONMENT COMMISSION  
P.O. BOX 201706 HELENA, MT 59620-1706  
districting@mt.gov FAX 406-444-3036

Dear Commissioners,

As a resident of Jefferson County, I am totally opposed to having Jefferson County split up for the benefit of Butte/Silver Bow County. Each of the four plans submitted by the Montana Districting and Apportionment Commission and the plan submitted by the Democrats on the Commission all put some portion of Jefferson County into Butte/Silver Bow County. This is simply unacceptable.

If you are going to consider the three discretionary criteria you set up at the beginning of this process, you will understand why none of these proposals make any sense.

- 1.) Following the lines of political units. Jefferson County is about 1,500 people over the ideal district size. Since our existing district is most of Jefferson County, we should start there and make every effort to keep Jefferson County as whole as possible, the remain population staying with its Community of Interest in Madison County .
- 2.) Following geographic boundaries. The Continental Divide separates Jefferson and Butte/Silver Bow Counties. That is a very distinct geographic boundary between our counties that should be respected.
- 3.) Keeping communities of interest intact. Many people live in Jefferson County because they don't want the impacts and influences of urban areas. Most of Jefferson County should be one district, with an area of the county South of Interstate 90 remaining as part of the district that represents Madison County. The Whitehall Elementary and Whitehall High School District both include portions of Madison County. The Jefferson Valley Rural Fire District also extends into Madison County. Kids from Jefferson County participate in 4-H and the Madison County Fair in Twin Bridges. Jefferson and Madison Counties share an MSU Extension Agent. In short, Southern Jefferson County and Northern Madison County are clearly a "Community of Interest", and should remain together.

Jefferson County is located between three large urban counties, Lewis and Clark, Butte/Silver Bow, and Gallatin. It is important that we keep our own district so that we can maintain our proud identity. Please keep Jefferson County as whole as possible and allow a portion of Southern Jefferson County to remain with their "Community of Interest" in Northern Madison County.

Thank

Name Barry L. Lutzard 5-12-12

Address Box 90 Whitehall, mt. 59759

TO THE MONTANA DISTRICTING AND APPORTIONMENT COMMISSION  
P.O. BOX 201706 HELENA, MT 59620-1706  
districting@mt.gov FAX 406-444-3036

Dear Commissioners,

As a resident of Jefferson County, I am totally opposed to having Jefferson County split up for the benefit of Butte/Silver Bow County. Each of the four plans submitted by the Montana Districting and Apportionment Commission and the plan submitted by the Democrats on the Commission all put some portion of Jefferson County into Butte/Silver Bow County. This is simply unacceptable.

If you are going to consider the three discretionary criteria you set up at the beginning of this process, you will understand why none of these proposals make any sense.

- 1.) Following the lines of political units. Jefferson County is about 1,500 people over the ideal district size. Since our existing district is most of Jefferson County, we should start there and make every effort to keep Jefferson County as whole as possible, the remain population staying with its Community of Interest in Madison County.
- 2.) Following geographic boundaries. The Continental Divide separates Jefferson and Butte/Silver Bow Counties. That is a very distinct geographic boundary between our counties that should be respected.
- 3.) Keeping communities of interest intact. Many people live in Jefferson County because they don't want the impacts and influences of urban areas. Most of Jefferson County should be one district, with an area of the county South of Interstate 90 remaining as part of the district that represents Madison County. The Whitehall Elementary and Whitehall High School District both include portions of Madison County. The Jefferson Valley Rural Fire District also extends into Madison County. Kids from Jefferson County participate in 4-H and the Madison County Fair in Twin Bridges. Jefferson and Madison Counties share an MSU Extension Agent. In short, Southern Jefferson County and Northern Madison County are clearly a "Community of Interest", and should remain together.

Jefferson County is located between three large urban counties, Lewis and Clark, Butte/Silver Bow, and Gallatin. It is important that we keep our own district so that we can maintain our proud identity. Please keep Jefferson County as whole as possible and allow a portion of Southern Jefferson County to remain with their "Community of Interest" in Northern Madison County.

Thank

Name

*Kathryn S. Miller*

Address

*2 Wargler Road  
Whitehall, Montana 59759*

TO THE MONTANA DISTRICTING AND APPORTIONMENT COMMISSION  
P.O. BOX 201706 HELENA, MT 59620-1706  
districting@mt.gov FAX 406-444-3036

Dear Commissioners,

As a resident of Jefferson County, I am totally opposed to having Jefferson County split up for the benefit of Butte/Silver Bow County. Each of the four plans submitted by the Montana Districting and Apportionment Commission and the plan submitted by the Democrats on the Commission all put some portion of Jefferson County into Butte/Silver Bow County. This is simply unacceptable.

If you are going to consider the three discretionary criteria you set up at the beginning of this process, you will understand why none of these proposals make any sense.

- 1.) Following the lines of political units. Jefferson County is about 1,500 people over the ideal district size. Since our existing district is most of Jefferson County, we should start there and make every effort to keep Jefferson County as whole as possible, the remain population staying with its Community of Interest in Madison County .
- 2.) Following geographic boundaries. The Continental Divide separates Jefferson and Butte/Silver Bow Counties. That is a very distinct geographic boundary between our counties that should be respected.
- 3.) Keeping communities of interest intact. Many people live in Jefferson County because they don't want the impacts and influences of urban areas. Most of Jefferson County should be one district, with an area of the county South of Interstate 90 remaining as part of the district that represents Madison County. The Whitehall Elementary and Whitehall High School District both include portions of Madison County. The Jefferson Valley Rural Fire District also extends into Madison County. Kids from Jefferson County participate in 4-H and the Madison County Fair in Twin Bridges. Jefferson and Madison Counties share an MSU Extension Agent. In short, Southern Jefferson County and Northern Madison County are clearly a "Community of Interest", and should remain together.

Jefferson County is located between three large urban counties, Lewis and Clark, Butte/Silver Bow, and Gallatin. It is important that we keep our own district so that we can maintain our proud identity. Please keep Jefferson County as whole as possible and allow a portion of Southern Jefferson County to remain with their "Community of Interest" in Northern Madison County.

Thank

Name

Misty Fulford, Misty Fulford 5/5/12

Address

11 South Lincoln St., Whitehall MT 59759

TO THE MONTANA DISTRICTING AND APPORTIONMENT COMMISSION  
P.O. BOX 201706 HELENA, MT 59620-1706  
[districting@mt.gov](mailto:districting@mt.gov) FAX 406-444-3036

Dear Commissioners,

As a resident of Jefferson County, I am totally opposed to having Jefferson County split up for the benefit of Butte/Silver Bow County. Each of the four plans submitted by the Montana Districting and Apportionment Commission and the plan submitted by the Democrats on the Commission all put some portion of Jefferson County into Butte/Silver Bow County. This is simply unacceptable.

If you are going to consider the three discretionary criteria you set up at the beginning of this process, you will understand why none of these proposals make any sense.

- 1.) Following the lines of political units. Jefferson County is about 1,500 people over the ideal district size. Since our existing district is most of Jefferson County, we should start there and make every effort to keep Jefferson County as whole as possible, the remain population staying with its Community of Interest in Madison County .
- 2.) Following geographic boundaries. The Continental Divide separates Jefferson and Butte/Silver Bow Counties. That is a very distinct geographic boundary between our counties that should be respected.
- 3.) Keeping communities of interest intact. Many people live in Jefferson County because they don't want the impacts and influences of urban areas. Most of Jefferson County should be one district, with an area of the county South of Interstate 90 remaining as part of the district that represents Madison County. The Whitehall Elementary and Whitehall High School District both include portions of Madison County. The Jefferson Valley Rural Fire District also extends into Madison County. Kids from Jefferson County participate in 4-H and the Madison County Fair in Twin Bridges. Jefferson and Madison Counties share an MSU Extension Agent. In short, Southern Jefferson County and Northern Madison County are clearly a "Community of Interest", and should remain together.

Jefferson County is located between three large urban counties, Lewis and Clark, Butte/Silver Bow, and Gallatin. It is important that we keep our own district so that we can maintain our proud identity. Please keep Jefferson County as whole as possible and allow a portion of Southern Jefferson County to remain with their "Community of Interest" in Northern Madison County.

Thank

Name

*Susan Fulford*

Address

*Box 90 41 South Lincoln  
Whitehall, Mt.*

TO THE MONTANA DISTRICTING AND APPORTIONMENT COMMISSION  
P.O. BOX 201706 HELENA, MT 59620-1706  
districting@mt.gov FAX 406-444-3036

Dear Commissioners,

As a resident of Jefferson County, I am totally opposed to having Jefferson County split up for the benefit of Butte/Silver Bow County. Each of the four plans submitted by the Montana Districting and Apportionment Commission and the plan submitted by the Democrats on the Commission all put some portion of Jefferson County into Butte/Silver Bow County. This is simply unacceptable.

If you are going to consider the three discretionary criteria you set up at the beginning of this process, you will understand why none of these proposals make any sense.

- 1.) Following the lines of political units. Jefferson County is about 1,500 people over the ideal district size. Since our existing district is most of Jefferson County, we should start there and make every effort to keep Jefferson County as whole as possible, the remain population staying with its Community of Interest in Madison County .
- 2.) Following geographic boundaries. The Continental Divide separates Jefferson and Butte/Silver Bow Counties. That is a very distinct geographic boundary between our counties that should be respected.
- 3.) Keeping communities of interest intact. Many people live in Jefferson County because they don't want the impacts and influences of urban areas. Most of Jefferson County should be one district, with an area of the county South of Interstate 90 remaining as part of the district that represents Madison County. The Whitehall Elementary and Whitehall High School District both include portions of Madison County. The Jefferson Valley Rural Fire District also extends into Madison County. Kids from Jefferson County participate in 4-H and the Madison County Fair in Twin Bridges. Jefferson and Madison Counties share an MSU Extension Agent. In short, Southern Jefferson County and Northern Madison County are clearly a "Community of Interest", and should remain together.

Jefferson County is located between three large urban counties, Lewis and Clark, Butte/Silver Bow, and Gallatin. It is important that we keep our own district so that we can maintain our proud identity. Please keep Jefferson County as whole as possible and allow a portion of Southern Jefferson County to remain with their "Community of Interest" in Northern Madison County.

Thank

Name

*Kevin Swanson*

Address

*66 White Tail Rd  
Whitehall MT  
59759*

TO THE MONTANA DISTRICTING AND APPORTIONMENT COMMISSION  
P.O. BOX 201706 HELENA, MT 59620-1706  
districting@mt.gov FAX 406-444-3036

Dear Commissioners,

As a resident of Jefferson County, I am totally opposed to having Jefferson County split up for the benefit of Butte/Silver Bow County. Each of the four plans submitted by the Montana Districting and Apportionment Commission and the plan submitted by the Democrats on the Commission all put some portion of Jefferson County into Butte/Silver Bow County. This is simply unacceptable.

If you are going to consider the three discretionary criteria you set up at the beginning of this process, you will understand why none of these proposals make any sense.

- 1.) Following the lines of political units. Jefferson County is about 1,500 people over the ideal district size. Since our existing district is most of Jefferson County, we should start there and make every effort to keep Jefferson County as whole as possible, the remain population staying with its Community of Interest in Madison County .
- 2.) Following geographic boundaries. The Continental Divide separates Jefferson and Butte/Silver Bow Counties. That is a very distinct geographic boundary between our counties that should be respected.
- 3.) Keeping communities of interest intact. Many people live in Jefferson County because they don't want the impacts and influences of urban areas. Most of Jefferson County should be one district, with an area of the county South of Interstate 90 remaining as part of the district that represents Madison County. The Whitehall Elementary and Whitehall High School District both include portions of Madison County. The Jefferson Valley Rural Fire District also extends into Madison County. Kids from Jefferson County participate in 4-H and the Madison County Fair in Twin Bridges. Jefferson and Madison Counties share an MSU Extension Agent. In short, Southern Jefferson County and Northern Madison County are clearly a "Community of Interest", and should remain together.

Jefferson County is located between three large urban counties, Lewis and Clark, Butte/Silver Bow, and Gallatin. It is important that we keep our own district so that we can maintain our proud identity. Please keep Jefferson County as whole as possible and allow a portion of Southern Jefferson County to remain with their "Community of Interest" in Northern Madison County.

Thank

Name Ed Chadwick

Address P.O. Box 92  
Whitehall, MT 59759

TO THE MONTANA DISTRICTING AND APPORTIONMENT COMMISSION  
P.O. BOX 201706 HELENA, MT 59620-1706  
districting@mt.gov FAX 406-444-3036

Dear Commissioners,

As a resident of Jefferson County, I am totally opposed to having Jefferson County split up for the benefit of Butte/Silver Bow County. Each of the four plans submitted by the Montana Districting and Apportionment Commission and the plan submitted by the Democrats on the Commission all put some portion of Jefferson County into Butte/Silver Bow County. This is simply unacceptable.

If you are going to consider the three discretionary criteria you set up at the beginning of this process, you will understand why none of these proposals make any sense.

- 1.) Following the lines of political units. Jefferson County is about 1,500 people over the ideal district size. Since our existing district is most of Jefferson County, we should start there and make every effort to keep Jefferson County as whole as possible, the remain population staying with its Community of Interest in Madison County .
- 2.) Following geographic boundaries. The Continental Divide separates Jefferson and Butte/Silver Bow Counties. That is a very distinct geographic boundary between our counties that should be respected.
- 3.) Keeping communities of interest intact. Many people live in Jefferson County because they don't want the impacts and influences of urban areas. Most of Jefferson County should be one district, with an area of the county South of Interstate 90 remaining as part of the district that represents Madison County. The Whitehall Elementary and Whitehall High School District both include portions of Madison County. The Jefferson Valley Rural Fire District also extends into Madison County. Kids from Jefferson County participate in 4-H and the Madison County Fair in Twin Bridges. Jefferson and Madison Counties share an MSU Extension Agent. In short, Southern Jefferson County and Northern Madison County are clearly a "Community of Interest", and should remain together.

Jefferson County is located between three large urban counties, Lewis and Clark, Butte/Silver Bow, and Gallatin. It is important that we keep our own district so that we can maintain our proud identity. Please keep Jefferson County as whole as possible and allow a portion of Southern Jefferson County to remain with their "Community of Interest" in Northern Madison County.

Thank

Name

*Sally Cusler*

Address

*953 Hwy 55  
Whitehall, MT  
59759*

TO THE MONTANA DISTRICTING AND APPORTIONMENT COMMISSION  
P.O. BOX 201706 HELENA, MT 59620-1706  
districting@mt.gov FAX 406-444-3036

Dear Commissioners,

As a resident of Jefferson County, I am totally opposed to having Jefferson County split up for the benefit of Butte/Silver Bow County. Each of the four plans submitted by the Montana Districting and Apportionment Commission and the plan submitted by the Democrats on the Commission all put some portion of Jefferson County into Butte/Silver Bow County. This is simply unacceptable.

If you are going to consider the three discretionary criteria you set up at the beginning of this process, you will understand why none of these proposals make any sense.

- 1.) Following the lines of political units. Jefferson County is about 1,500 people over the ideal district size. Since our existing district is most of Jefferson County, we should start there and make every effort to keep Jefferson County as whole as possible, the remain population staying with its Community of Interest in Madison County .
- 2.) Following geographic boundaries. The Continental Divide separates Jefferson and Butte/Silver Bow Counties. That is a very distinct geographic boundary between our counties that should be respected.
- 3.) Keeping communities of interest intact. Many people live in Jefferson County because they don't want the impacts and influences of urban areas. Most of Jefferson County should be one district, with an area of the county South of Interstate 90 remaining as part of the district that represents Madison County. The Whitehall Elementary and Whitehall High School District both include portions of Madison County. The Jefferson Valley Rural Fire District also extends into Madison County. Kids from Jefferson County participate in 4-H and the Madison County Fair in Twin Bridges. Jefferson and Madison Counties share an MSU Extension Agent. In short, Southern Jefferson County and Northern Madison County are clearly a "Community of Interest", and should remain together.

Jefferson County is located between three large urban counties, Lewis and Clark, Butte/Silver Bow, and Gallatin. It is important that we keep our own district so that we can maintain our proud identity. Please keep Jefferson County as whole as possible and allow a portion of Southern Jefferson County to remain with their "Community of Interest" in Northern Madison County.

Thank you for you consideration.

Name

Laurie Adams

Address

34 Sugarbeet

Whitehall, MT 59759



TO THE MONTANA DISTRICTING AND APPORTIONMENT COMMISSION  
P.O. BOX 201706 HELENA, MT 59620-1706  
districting@mt.gov FAX 406-444-3036

Dear Commissioners,

As a resident of Jefferson County, I am totally opposed to having Jefferson County split up for the benefit of Butte/Silver Bow County. Each of the four plans submitted by the Montana Districting and Apportionment Commission and the plan submitted by the Democrats on the Commission all put some portion of Jefferson County into Butte/Silver Bow County. This is simply unacceptable.

If you are going to consider the three discretionary criteria you set up at the beginning of this process, you will understand why none of these proposals make any sense.

- 1.) Following the lines of political units. Jefferson County is about 1,500 people over the ideal district size. Since our existing district is most of Jefferson County, we should start there and make every effort to keep Jefferson County as whole as possible, the remain population staying with its Community of Interest in Madison County .
- 2.) Following geographic boundaries. The Continental Divide separates Jefferson and Butte/Silver Bow Counties. That is a very distinct geographic boundary between our counties that should be respected.
- 3.) Keeping communities of interest intact. Many people live in Jefferson County because they don't want the impacts and influences of urban areas. Most of Jefferson County should be one district, with an area of the county South of Interstate 90 remaining as part of the district that represents Madison County. The Whitehall Elementary and Whitehall High School District both include portions of Madison County. The Jefferson Valley Rural Fire District also extends into Madison County. Kids from Jefferson County participate in 4-H and the Madison County Fair in Twin Bridges. Jefferson and Madison Counties share an MSU Extension Agent. In short, Southern Jefferson County and Northern Madison County are clearly a "Community of Interest", and should remain together.

Jefferson County is located between three large urban counties, Lewis and Clark, Butte/Silver Bow, and Gallatin. It is important that we keep our own district so that we can maintain our proud identity. Please keep Jefferson County as whole as possible and allow a portion of Southern Jefferson County to remain with their "Community of Interest" in Northern Madison County.

Thank you for your consideration.

Name

*Joe E. Adams*

Address

34 SUGARBRET  
WHITEHALL MONTANA  
59759

TO THE MONTANA DISTRICTING AND APPORTIONMENT COMMISSION  
P.O. BOX 201706 HELENA, MT 59620-1706  
districting@mt.gov FAX 406-444-3036

Dear Commissioners,

As a resident of Jefferson County, I am totally opposed to having Jefferson County split up for the benefit of Butte/Silver Bow County. Each of the four plans submitted by the Montana Districting and Apportionment Commission and the plan submitted by the Democrats on the Commission all put some portion of Jefferson County into Butte/Silver Bow County. This is simply unacceptable.

If you are going to consider the three discretionary criteria you set up at the beginning of this process, you will understand why none of these proposals make any sense.

- 1.) Following the lines of political units. Jefferson County is about 1,500 people over the ideal district size. Since our existing district is most of Jefferson County, we should start there and make every effort to keep Jefferson County as whole as possible, the remain population staying with its Community of Interest in Madison County.
- 2.) Following geographic boundaries. The Continental Divide separates Jefferson and Butte/Silver Bow Counties. That is a very distinct geographic boundary between our counties that should be respected.
- 3.) Keeping communities of interest intact. Many people live in Jefferson County because they don't want the impacts and influences of urban areas. Most of Jefferson County should be one district, with an area of the county South of Interstate 90 remaining as part of the district that represents Madison County. The Whitehall Elementary and Whitehall High School District both include portions of Madison County. The Jefferson Valley Rural Fire District also extends into Madison County. Kids from Jefferson County participate in 4-H and the Madison County Fair in Twin Bridges. Jefferson and Madison Counties share an MSU Extension Agent. In short, Southern Jefferson County and Northern Madison County are clearly a "Community of Interest", and should remain together.

Jefferson County is located between three large urban counties, Lewis and Clark, Butte/Silver Bow, and Gallatin. It is important that we keep our own district so that we can maintain our proud identity. Please keep Jefferson County as whole as possible and all Southern Jefferson County to remain with Madison County.

Thank

Name

Jefferson

Jan Peff

Address

322 N Division ST

TO THE MONTANA DISTRICTING AND APPORTIONMENT COMMISSION  
P.O. BOX 201706 HELENA, MT 59620-1706  
districting@mt.gov FAX 406-444-3036

Dear Commissioners,

As a resident of Jefferson County, I am totally opposed to having Jefferson County split up for the benefit of Butte/Silver Bow County. Each of the four plans submitted by the Montana Districting and Apportionment Commission and the plan submitted by the Democrats on the Commission all put some portion of Jefferson County into Butte/Silver Bow County. This is simply unacceptable.

If you are going to consider the three discretionary criteria you set up at the beginning of this process, you will understand why none of these proposals make any sense.

- 1.) Following the lines of political units. Jefferson County is about 1,500 people over the ideal district size. Since our existing district is most of Jefferson County, we should start there and make every effort to keep Jefferson County as whole as possible, the remain population staying with its Community of Interest in Madison County .
- 2.) Following geographic boundaries. The Continental Divide separates Jefferson and Butte/Silver Bow Counties. That is a very distinct geographic boundary between our counties that should be respected.
- 3.) Keeping communities of interest intact. Many people live in Jefferson County because they don't want the impacts and influences of urban areas. Most of Jefferson County should be one district, with an area of the county South of Interstate 90 remaining as part of the district that represents Madison County. The Whitehall Elementary and Whitehall High School District both include portions of Madison County. The Jefferson Valley Rural Fire District also extends into Madison County. Kids from Jefferson County participate in 4-H and the Madison County Fair in Twin Bridges. Jefferson and Madison Counties share an MSU Extension Agent. In short, Southern Jefferson County and Northern Madison County are clearly a "Community of Interest", and should remain together.

Jefferson County is located between three large urban counties, Lewis and Clark, Butte/Silver Bow, and Gallatin. It is important that we keep our own district so that we can maintain our proud identity. Please keep Jefferson County as whole as possible and all Southern Jefferson County to remain with Madison County.

Thank

Name \_\_\_\_\_

Address \_\_\_\_\_

TO THE MONTANA DISTRICTING AND APPORTIONMENT COMMISSION  
P.O. BOX 201706 HELENA, MT 59620-1706  
districting@mt.gov FAX 406-444-3036

Dear Commissioners,

As a resident of Jefferson County, I am totally opposed to having Jefferson County split up for the benefit of Butte/Silver Bow County. Each of the four plans submitted by the Montana Districting and Apportionment Commission and the plan submitted by the Democrats on the Commission all put some portion of Jefferson County into Butte/Silver Bow County. This is simply unacceptable.

If you are going to consider the three discretionary criteria you set up at the beginning of this process, you will understand why none of these proposals make any sense.

- 1.) Following the lines of political units. Jefferson County is about 1,500 people over the ideal district size. Since our existing district is most of Jefferson County, we should start there and make every effort to keep Jefferson County as whole as possible, the remain population staying with its Community of Interest in Madison County.
- 2.) Following geographic boundaries. The Continental Divide separates Jefferson and Butte/Silver Bow Counties. That is a very distinct geographic boundary between our counties that should be respected.
- 3.) Keeping communities of interest intact. Many people live in Jefferson County because they don't want the impacts and influences of urban areas. Most of Jefferson County should be one district, with an area of the county South of Interstate 90 remaining as part of the district that represents Madison County. The Whitehall Elementary and Whitehall High School District both include portions of Madison County. The Jefferson Valley Rural Fire District also extends into Madison County. Kids from Jefferson County participate in 4-H and the Madison County Fair in Twin Bridges. Jefferson and Madison Counties share an MSU Extension Agent. In short, Southern Jefferson County and Northern Madison County are clearly a "Community of Interest", and should remain together.

Jefferson County is located between three large urban counties, Lewis and Clark, Butte/Silver Bow, and Gallatin. It is important that we keep our own district so that we can maintain our proud identity. Please keep Jefferson County as whole as possible and allow a portion of Southern Jefferson County to remain with their "Community of Interest" in Northern Madison County.

Thank

Name

*Gina A. Terry*

Address

*1 Cherokee Place*

*Whitehall, MT 59759*

TO THE MONTANA DISTRICTING AND APPORTIONMENT COMMISSION  
P.O. BOX 201706 HELENA, MT 59620-1706  
[districting@mt.gov](mailto:districting@mt.gov) FAX 406-444-3036

Dear Commissioners,

As a resident of Jefferson County, I am totally opposed to having Jefferson County split up for the benefit of Butte/Silver Bow County. Each of the four plans submitted by the Montana Districting and Apportionment Commission and the plan submitted by the Democrats on the Commission all put some portion of Jefferson County into Butte/Silver Bow County. This is simply unacceptable.

If you are going to consider the three discretionary criteria you set up at the beginning of this process, you will understand why none of these proposals make any sense.

- 1) Following the lines of political units. Jefferson County is about 1,500 people over the ideal district size. Since our existing district is most of Jefferson County, we should start there and make every effort to keep Jefferson County as whole as possible, the remain population staying with its Community of Interest in Madison County.
- 2) Following geographic boundaries. The Continental Divide separates Jefferson and Butte/Silver Bow Counties. That is a very distinct geographic boundary between our counties that should be respected.
- 3) Keeping communities of interest intact. Many people live in Jefferson County because they don't want the impacts and influences of urban areas. Most of Jefferson County should be one district, with an area of the county South of Interstate 90 remaining as part of the district that represents Madison County. The Whitehall Elementary and Whitehall High School District both include portions of Madison County. The Jefferson Valley Rural Fire District also extends into Madison County. Kids from Jefferson County participate in 4-H and the Madison County Fair in Twin Bridges. Jefferson and Madison Counties share an MSU Extension Agent. In short, Southern Jefferson County and Northern Madison County are clearly a "Community of Interest", and should remain together.

Jefferson County is located between three large urban counties, Lewis and Clark, Butte/Silver Bow, and Gallatin. It is important that we keep our own district so that we can maintain our proud identity. Please keep Jefferson County as whole as possible and allow a portion of Southern Jefferson County to remain with their "Community of Interest" in Northern Madison County.

Thank you for your consideration.

Name

*Michael Allan*

Address

*169 Airport Ln. Whitehall, MT 59759*

TO THE MONTANA DISTRICTING AND APPORTIONMENT COMMISSION  
P.O. BOX 201706 HELENA, MT 59620-1706  
districting@mt.gov FAX 406-444-3036

Dear Commissioners,

As a resident of Jefferson County, I am totally opposed to having Jefferson County split up for the benefit of Butte/Silver Bow County. Each of the four plans submitted by the Montana Districting and Apportionment Commission and the plan submitted by the Democrats on the Commission all put some portion of Jefferson County into Butte/Silver Bow County. This is simply unacceptable.

If you are going to consider the three discretionary criteria you set up at the beginning of this process, you will understand why none of these proposals make any sense.

- 1.) Following the lines of political units. Jefferson County is about 1,500 people over the ideal district size. Since our existing district is most of Jefferson County, we should start there and make every effort to keep Jefferson County as whole as possible, the remain population staying with its Community of Interest in Madison County.
- 2.) Following geographic boundaries. The Continental Divide separates Jefferson and Butte/Silver Bow Counties. That is a very distinct geographic boundary between our counties that should be respected.
- 3.) Keeping communities of interest intact. Many people live in Jefferson County because they don't want the impacts and influences of urban areas. Most of Jefferson County should be one district, with an area of the county South of Interstate 90 remaining as part of the district that represents Madison County. The Whitehall Elementary and Whitehall High School District both include portions of Madison County. The Jefferson Valley Rural Fire District also extends into Madison County. Kids from Jefferson County participate in 4-H and the Madison County Fair in Twin Bridges. Jefferson and Madison Counties share an MSU Extension Agent. In short, Southern Jefferson County and Northern Madison County are clearly a "Community of Interest", and should remain together.

Jefferson County is located between three large urban counties, Lewis and Clark, Butte/Silver Bow, and Gallatin. It is important that we keep our own district so that we can maintain our proud identity. Please keep Jefferson County as whole as possible and allow a portion of Southern Jefferson County to remain with their "Community of Interest" in Northern Madison County.

Thank Miki Alexander  
Name Whitehall MT  
Address 59759

TO THE MONTANA DISTRICTING AND APPORTIONMENT COMMISSION  
P.O. BOX 201706 HELENA, MT 59620-1706  
districting@mt.gov FAX 406-444-3036

Dear Commissioners,

As a resident of Jefferson County, I am totally opposed to having Jefferson County split up for the benefit of Butte/Silver Bow County. Each of the four plans submitted by the Montana Districting and Apportionment Commission and the plan submitted by the Democrats on the Commission all put some portion of Jefferson County into Butte/Silver Bow County. This is simply unacceptable.

If you are going to consider the three discretionary criteria you set up at the beginning of this process, you will understand why none of these proposals make any sense.

- 1) Following the lines of political units. Jefferson County is about 1,500 people over the ideal district size. Since our existing district is most of Jefferson County, we should start there and make every effort to keep Jefferson County as whole as possible, the remain population staying with its Community of Interest in Madison County .
- 2) Following geographic boundaries. The Continental Divide separates Jefferson and Butte/Silver Bow Counties. That is a very distinct geographic boundary between our counties that should be respected.
- 3) Keeping communities of interest intact. Many people live in Jefferson County because they don't want the impacts and influences of urban areas. Most of Jefferson County should be one district, with an area of the county South of Interstate 90 remaining as part of the district that represents Madison County. The Whitehall Elementary and Whitehall High School District both include portions of Madison County. The Jefferson Valley Rural Fire District also extends into Madison County. Kids from Jefferson County participate in 4-H and the Madison County Fair in Twin Bridges. Jefferson and Madison Counties share an MSU Extension Agent. In short, Southern Jefferson County and Northern Madison County are clearly a "Community of Interest", and should remain together.

Jefferson County is located between three large urban counties, Lewis and Clark, Butte/Silver Bow, and Gallatin. It is important that we keep our own district so that we can maintain our proud identity. Please keep Jefferson County as whole as possible and allow a portion of Southern Jefferson County to remain with their "Community of Interest" in Northern Madison County.

Thank you for you consideration.

Name Marie Adams

Address

106 1/2 South division St. Whitehall MT, 59759

TO THE MONTANA DISTRICTING AND APPORTIONMENT COMMISSION  
P.O. BOX 201706 HELENA, MT 59620-1706  
districting@mt.gov FAX 406-444-3036

Dear Commissioners,

As a resident of Jefferson County, I am totally opposed to having Jefferson County split up for the benefit of Butte/Silver Bow County. Each of the four plans submitted by the Montana Districting and Apportionment Commission and the plan submitted by the Democrats on the Commission all put some portion of Jefferson County into Butte/Silver Bow County. This is simply unacceptable.

If you are going to consider the three discretionary criteria you set up at the beginning of this process, you will understand why none of these proposals make any sense.

- 1.) Following the lines of political units. Jefferson County is about 1,500 people over the ideal district size. Since our existing district is most of Jefferson County, we should start there and make every effort to keep Jefferson County as whole as possible, the remain population staying with its Community of Interest in Madison County.
- 2.) Following geographic boundaries. The Continental Divide separates Jefferson and Butte/Silver Bow Counties. That is a very distinct geographic boundary between our counties that should be respected.
- 3.) Keeping communities of interest intact. Many people live in Jefferson County because they don't want the impacts and influences of urban areas. Most of Jefferson County should be one district, with an area of the county South of Interstate 90 remaining as part of the district that represents Madison County. The Whitehall Elementary and Whitehall High School District both include portions of Madison County. The Jefferson Valley Rural Fire District also extends into Madison County. Kids from Jefferson County participate in 4-H and the Madison County Fair in Twin Bridges. Jefferson and Madison Counties share an MSU Extension Agent. In short, Southern Jefferson County and Northern Madison County are clearly a "Community of Interest", and should remain together.

Jefferson County is located between three large urban counties, Lewis and Clark, Butte/Silver Bow, and Gallatin. It is important that we keep our own district so that we can maintain our proud identity. Please keep Jefferson County as whole as possible and allow a portion of Southern Jefferson County to remain with their "Community of Interest" in Northern Madison County.

Thank

Name

*Kerry Butterbaugh*

Address

*P O Box 83 209 W 2nd  
Whitehall Mt 59759*



TO THE MONTANA DISTRICTING AND APPORTIONMENT COMMISSION  
P.O. BOX 201706 HELENA, MT 59620-1706  
districting@mt.gov FAX 406-444-3036

Dear Commissioners,

As a resident of Jefferson County, I am totally opposed to having Jefferson County split up for the benefit of Butte/Silver Bow County. Each of the four plans submitted by the Montana Districting and Apportionment Commission and the plan submitted by the Democrats on the Commission all put some portion of Jefferson County into Butte/Silver Bow County. This is simply unacceptable.

If you are going to consider the three discretionary criteria you set up at the beginning of this process, you will understand why none of these proposals make any sense.

- 1.) Following the lines of political units. Jefferson County is about 1,500 people over the ideal district size. Since our existing district is most of Jefferson County, we should start there and make every effort to keep Jefferson County as whole as possible, the remain population staying with its Community of Interest in Madison County.
- 2.) Following geographic boundaries. The Continental Divide separates Jefferson and Butte/Silver Bow Counties. That is a very distinct geographic boundary between our counties that should be respected.
- 3.) Keeping communities of interest intact. Many people live in Jefferson County because they don't want the impacts and influences of urban areas. Most of Jefferson County should be one district, with an area of the county South of Interstate 90 remaining as part of the district that represents Madison County. The Whitehall Elementary and Whitehall High School District both include portions of Madison County. The Jefferson Valley Rural Fire District also extends into Madison County. Kids from Jefferson County participate in 4-H and the Madison County Fair in Twin Bridges. Jefferson and Madison Counties share an MSU Extension Agent. In short, Southern Jefferson County and Northern Madison County are clearly a "Community of Interest", and should remain together.

Jefferson County is located between three large urban counties, Lewis and Clark, Butte/Silver Bow, and Gallatin. It is important that we keep our own district so that we can maintain our proud identity. Please keep Jefferson County as whole as possible and allow a portion of Southern Jefferson County to remain with their "Community of Interest" in Northern Madison County.

Thank

*Vickie Rabenstein*

Name

Address

*313 E First St.  
Whitehall MT 59759*

TO THE MONTANA DISTRICTING AND APPORTIONMENT COMMISSION  
P.O. BOX 201706 HELENA, MT 59620-1706  
districting@mt.gov FAX 406-444-3036

Dear Commissioners,

As a resident of Jefferson County, I am totally opposed to having Jefferson County split up for the benefit of Butte/Silver Bow County. Each of the four plans submitted by the Montana Districting and Apportionment Commission and the plan submitted by the Democrats on the Commission all put some portion of Jefferson County into Butte/Silver Bow County. This is simply unacceptable.

If you are going to consider the three discretionary criteria you set up at the beginning of this process, you will understand why none of these proposals make any sense.

- 1.) Following the lines of political units. Jefferson County is about 1,500 people over the ideal district size. Since our existing district is most of Jefferson County, we should start there and make every effort to keep Jefferson County as whole as possible, the remain population staying with its Community of Interest in Madison County.
- 2.) Following geographic boundaries. The Continental Divide separates Jefferson and Butte/Silver Bow Counties. That is a very distinct geographic boundary between our counties that should be respected.
- 3.) Keeping communities of interest intact. Many people live in Jefferson County because they don't want the impacts and influences of urban areas. Most of Jefferson County should be one district, with an area of the county South of Interstate 90 remaining as part of the district that represents Madison County. The Whitehall Elementary and Whitehall High School District both include portions of Madison County. The Jefferson Valley Rural Fire District also extends into Madison County. Kids from Jefferson County participate in 4-H and the Madison County Fair in Twin Bridges. Jefferson and Madison Counties share an MSU Extension Agent. In short, Southern Jefferson County and Northern Madison County are clearly a "Community of Interest", and should remain together.

Jefferson County is located between three large urban counties, Lewis and Clark, Butte/Silver Bow, and Gallatin. It is important that we keep our own district so that we can maintain our proud identity. Please keep Jefferson County as whole as possible and allow a portion of Southern Jefferson County to remain with their "Community of Interest" in Northern Madison County.

Thank

Name

*Leonard O. Butt*

Address

*1115 MT Hwy 55  
Whitehall, MT 59759*

TO THE MONTANA DISTRICTING AND APPORTIONMENT COMMISSION  
P.O. BOX 201706 HELENA, MT 59620-1706  
[districting@mt.gov](mailto:districting@mt.gov) FAX 406-444-3036

Dear Commissioners,

As a resident of Jefferson County, I am totally opposed to having Jefferson County split up for the benefit of Butte/Silver Bow County. Each of the four plans submitted by the Montana Districting and Apportionment Commission and the plan submitted by the Democrats on the Commission all put some portion of Jefferson County into Butte/Silver Bow County. This is simply unacceptable.

If you are going to consider the three discretionary criteria you set up at the beginning of this process, you will understand why none of these proposals make any sense.

- 1.) Following the lines of political units. Jefferson County is about 1,500 people over the ideal district size. Since our existing district is most of Jefferson County, we should start there and make every effort to keep Jefferson County as whole as possible, the remain population staying with its Community of Interest in Madison County .
- 2.) Following geographic boundaries. The Continental Divide separates Jefferson and Butte/Silver Bow Counties. That is a very distinct geographic boundary between our counties that should be respected.
- 3.) Keeping communities of interest intact. Many people live in Jefferson County because they don't want the impacts and influences of urban areas. Most of Jefferson County should be one district, with an area of the county South of Interstate 90 remaining as part of the district that represents Madison County. The Whitehall Elementary and Whitehall High School District both include portions of Madison County. The Jefferson Valley Rural Fire District also extends into Madison County. Kids from Jefferson County participate in 4-H and the Madison County Fair in Twin Bridges. Jefferson and Madison Counties share an MSU Extension Agent. In short, Southern Jefferson County and Northern Madison County are clearly a "Community of Interest", and should remain together.

Jefferson County is located between three large urban counties, Lewis and Clark, Butte/Silver Bow, and Gallatin. It is important that we keep our own district so that we can maintain our proud identity. Please keep Jefferson County as whole as possible and allow a portion of Southern Jefferson County to remain with their "Community of Interest" in Northern Madison County.

Thank

Name

Address

*Bill J. Lewandowski*  
107 So. Jefferson St. Whitehall

TO THE MONTANA DISTRICTING AND APPORTIONMENT COMMISSION  
P.O. BOX 201706 HELENA, MT 59620-1706  
districting@mt.gov FAX 406-444-3036

Dear Commissioners,

As a resident of Jefferson County, I am totally opposed to having Jefferson County split up for the benefit of Butte/Silver Bow County. Each of the four plans submitted by the Montana Districting and Apportionment Commission and the plan submitted by the Democrats on the Commission all put some portion of Jefferson County into Butte/Silver Bow County. This is simply unacceptable.

If you are going to consider the three discretionary criteria you set up at the beginning of this process, you will understand why none of these proposals make any sense.

- 1.) Following the lines of political units. Jefferson County is about 1,500 people over the ideal district size. Since our existing district is most of Jefferson County, we should start there and make every effort to keep Jefferson County as whole as possible, the remain population staying with its Community of Interest in Madison County .
- 2.) Following geographic boundaries. The Continental Divide separates Jefferson and Butte/Silver Bow Counties. That is a very distinct geographic boundary between our counties that should be respected.
- 3.) Keeping communities of interest intact. Many people live in Jefferson County because they don't want the impacts and influences of urban areas. Most of Jefferson County should be one district, with an area of the county South of Interstate 90 remaining as part of the district that represents Madison County. The Whitehall Elementary and Whitehall High School District both include portions of Madison County. The Jefferson Valley Rural Fire District also extends into Madison County. Kids from Jefferson County participate in 4-H and the Madison County Fair in Twin Bridges. Jefferson and Madison Counties share an MSU Extension Agent. In short, Southern Jefferson County and Northern Madison County are clearly a "Community of Interest", and should remain together.

Jefferson County is located between three large urban counties, Lewis and Clark, Butte/Silver Bow, and Gallatin. It is important that we keep our own district so that we can maintain our proud identity. Please keep Jefferson County as whole as possible and allow a portion of Southern Jefferson County to remain with their "Community of Interest" in Northern Madison County.

Thank

Name MATTHEWB BART

Address 178 Yellowstone Rd Whitehall MT 59759

TO THE MONTANA DISTRICTING AND APPORTIONMENT COMMISSION  
P.O. BOX 201706 HELENA, MT 59620-1706  
districting@mt.gov FAX 406-444-3036

Dear Commissioners,

As a resident of Jefferson County, I am totally opposed to having Jefferson County split up for the benefit of Butte/Silver Bow County. Each of the four plans submitted by the Montana Districting and Apportionment Commission and the plan submitted by the Democrats on the Commission all put some portion of Jefferson County into Butte/Silver Bow County. This is simply unacceptable.

If you are going to consider the three discretionary criteria you set up at the beginning of this process, you will understand why none of these proposals make any sense.

- 1.) Following the lines of political units. Jefferson County is about 1,500 people over the ideal district size. Since our existing district is most of Jefferson County, we should start there and make every effort to keep Jefferson County as whole as possible, the remain population staying with its Community of Interest in Madison County .
- 2.) Following geographic boundaries. The Continental Divide separates Jefferson and Butte/Silver Bow Counties. That is a very distinct geographic boundary between our counties that should be respected.
- 3.) Keeping communities of interest intact. Many people live in Jefferson County because they don't want the impacts and influences of urban areas. Most of Jefferson County should be one district, with an area of the county South of Interstate 90 remaining as part of the district that represents Madison County. The Whitehall Elementary and Whitehall High School District both include portions of Madison County. The Jefferson Valley Rural Fire District also extends into Madison County. Kids from Jefferson County participate in 4-H and the Madison County Fair in Twin Bridges. Jefferson and Madison Counties share an MSU Extension Agent. In short, Southern Jefferson County and Northern Madison County are clearly a "Community of Interest", and should remain together.

Jefferson County is located between three large urban counties, Lewis and Clark, Butte/Silver Bow, and Gallatin. It is important that we keep our own district so that we can maintain our proud identity. Please keep Jefferson County as whole as possible and allow a portion of Southern Jefferson County to remain with their "Community of Interest" in Northern Madison County.

Thank you for your consideration.

Name Bonnie Himes

Address 35 Fish Creek Rd Whitehall MT 59759

TO THE MONTANA DISTRICTING AND APPORTIONMENT COMMISSION  
P.O. BOX 201706 HELENA, MT 59620-1706  
districting@mt.gov FAX 406-444-3036

Dear Commissioners,

As a resident of Jefferson County, I am totally opposed to having Jefferson County split up for the benefit of Butte/Silver Bow County. Each of the four plans submitted by the Montana Districting and Apportionment Commission and the plan submitted by the Democrats on the Commission all put some portion of Jefferson County into Butte/Silver Bow County. This is simply unacceptable.

If you are going to consider the three discretionary criteria you set up at the beginning of this process, you will understand why none of these proposals make any sense.

- 1.) Following the lines of political units. Jefferson County is about 1,500 people over the ideal district size. Since our existing district is most of Jefferson County, we should start there and make every effort to keep Jefferson County as whole as possible, the remain population staying with its Community of Interest in Madison County .
- 2.) Following geographic boundaries. The Continental Divide separates Jefferson and Butte/Silver Bow Counties. That is a very distinct geographic boundary between our counties that should be respected.
- 3.) Keeping communities of interest intact. Many people live in Jefferson County because they don't want the impacts and influences of urban areas. Most of Jefferson County should be one district, with an area of the county South of Interstate 90 remaining as part of the district that represents Madison County. The Whitehall Elementary and Whitehall High School District both include portions of Madison County. The Jefferson Valley Rural Fire District also extends into Madison County. Kids from Jefferson County participate in 4-H and the Madison County Fair in Twin Bridges. Jefferson and Madison Counties share an MSU Extension Agent. In short, Southern Jefferson County and Northern Madison County are clearly a "Community of Interest", and should remain together.

Jefferson County is located between three large urban counties, Lewis and Clark, Butte/Silver Bow, and Gallatin. It is important that we keep our own district so that we can maintain our proud identity. Please keep Jefferson County as whole as possible and allow a portion of Southern Jefferson County to remain with their "Community of Interest" in Northern Madison County.

Thank

Name

Address 106 1/2 S Division Whitehall MT 59759

TO THE MONTANA DISTRICTING AND APPORTIONMENT COMMISSION  
P.O. BOX 201706 HELENA, MT 59620-1706  
districting@mt.gov FAX 406-444-3036

Dear Commissioners,

As a resident of Jefferson County, I am totally opposed to having Jefferson County split up for the benefit of Butte/Silver Bow County. Each of the four plans submitted by the Montana Districting and Apportionment Commission and the plan submitted by the Democrats on the Commission all put some portion of Jefferson County into Butte/Silver Bow County. This is simply unacceptable.

If you are going to consider the three discretionary criteria you set up at the beginning of this process, you will understand why none of these proposals make any sense.

- 1.) Following the lines of political units. Jefferson County is about 1,500 people over the ideal district size. Since our existing district is most of Jefferson County, we should start there and make every effort to keep Jefferson County as whole as possible, the remain population staying with its Community of Interest in Madison County.
- 2.) Following geographic boundaries. The Continental Divide separates Jefferson and Butte/Silver Bow Counties. That is a very distinct geographic boundary between our counties that should be respected.
- 3.) Keeping communities of interest intact. Many people live in Jefferson County because they don't want the impacts and influences of urban areas. Most of Jefferson County should be one district, with an area of the county South of Interstate 90 remaining as part of the district that represents Madison County. The Whitehall Elementary and Whitehall High School District both include portions of Madison County. The Jefferson Valley Rural Fire District also extends into Madison County. Kids from Jefferson County participate in 4-H and the Madison County Fair in Twin Bridges. Jefferson and Madison Counties share an MSU Extension Agent. In short, Southern Jefferson County and Northern Madison County are clearly a "Community of Interest", and should remain together.

Jefferson County is located between three large urban counties, Lewis and Clark, Butte/Silver Bow, and Gallatin. It is important that we keep our own district so that we can maintain our proud identity. Please keep Jefferson County as whole as possible and allow a portion of Southern Jefferson County to remain with their "Community of Interest" in Northern Madison County.

Thank you for your consideration.

Name Robert E. & Delinda G. Clapper  
Address 1050 Hwy 55 Whitehall, mt 59759

TO THE MONTANA DISTRICTING AND APPORTIONMENT COMMISSION  
P.O. BOX 201706 HELENA, MT 59620-1706  
districting@mt.gov FAX 406-444-3036

Dear Commissioners,

As a resident of Jefferson County, I am totally opposed to having Jefferson County split up for the benefit of Butte/Silver Bow County. Each of the four plans submitted by the Montana Districting and Apportionment Commission and the plan submitted by the Democrats on the Commission all put some portion of Jefferson County into Butte/Silver Bow County. This is simply unacceptable.

If you are going to consider the three discretionary criteria you set up at the beginning of this process, you will understand why none of these proposals make any sense.

- 1.) Following the lines of political units. Jefferson County is about 1,500 people over the ideal district size. Since our existing district is most of Jefferson County, we should start there and make every effort to keep Jefferson County as whole as possible, the remain population staying with its Community of Interest in Madison County .
- 2.) Following geographic boundaries. The Continental Divide separates Jefferson and Butte/Silver Bow Counties. That is a very distinct geographic boundary between our counties that should be respected.
- 3.) Keeping communities of interest intact. Many people live in Jefferson County because they don't want the impacts and influences of urban areas. Most of Jefferson County should be one district, with an area of the county South of Interstate 90 remaining as part of the district that represents Madison County. The Whitehall Elementary and Whitehall High School District both include portions of Madison County. The Jefferson Valley Rural Fire District also extends into Madison County. Kids from Jefferson County participate in 4-H and the Madison County Fair in Twin Bridges. Jefferson and Madison Counties share an MSU Extension Agent. In short, Southern Jefferson County and Northern Madison County are clearly a "Community of Interest", and should remain together.

Jefferson County is located between three large urban counties, Lewis and Clark, Butte/Silver Bow, and Gallatin. It is important that we keep our own district so that we can maintain our proud identity. Please keep Jefferson County as whole as possible and allow a portion of Southern Jefferson County to remain with their "Community of Interest" in Northern Madison County.

Thank

Name

Marlene McLean

Address

Whitehall, MT 59759



TO THE MONTANA DISTRICTING AND APPORTIONMENT COMMISSION  
P.O. BOX 201706 HELENA, MT 59620-1706  
districting@mt.gov FAX 406-444-3036

Dear Commissioners,

As a resident of Jefferson County, I am totally opposed to having Jefferson County split up for the benefit of Butte/Silver Bow County. Each of the four plans submitted by the Montana Districting and Apportionment Commission and the plan submitted by the Democrats on the Commission all put some portion of Jefferson County into Butte/Silver Bow County. This is simply unacceptable.

If you are going to consider the three discretionary criteria you set up at the beginning of this process, you will understand why none of these proposals make any sense.

- 1.) Following the lines of political units. Jefferson County is about 1,500 people over the ideal district size. Since our existing district is most of Jefferson County, we should start there and make every effort to keep Jefferson County as whole as possible, the remain population staying with its Community of Interest in Madison County.
- 2.) Following geographic boundaries. The Continental Divide separates Jefferson and Butte/Silver Bow Counties. That is a very distinct geographic boundary between our counties that should be respected.
- 3.) Keeping communities of interest intact. Many people live in Jefferson County because they don't want the impacts and influences of urban areas. Most of Jefferson County should be one district, with an area of the county South of Interstate 90 remaining as part of the district that represents Madison County. The Whitehall Elementary and Whitehall High School District both include portions of Madison County. The Jefferson Valley Rural Fire District also extends into Madison County. Kids from Jefferson County participate in 4-H and the Madison County Fair in Twin Bridges. Jefferson and Madison Counties share an MSU Extension Agent. In short, Southern Jefferson County and Northern Madison County are clearly a "Community of Interest", and should remain together.

Jefferson County is located between three large urban counties, Lewis and Clark, Butte/Silver Bow, and Gallatin. It is important that we keep our own district so that we can maintain our proud identity. Please keep Jefferson County as whole as possible and allow a portion of Southern Jefferson County to remain with their "Community of Interest" in Northern Madison County.

Thank you for your consideration.

Name

Address

*[Handwritten Signature]* 406-565-8053

*[Handwritten Address]*

TO THE MONTANA DISTRICTING AND APPORTIONMENT COMMISSION  
P.O. BOX 201706 HELENA, MT 59620-1706  
districting@mt.gov FAX 406-444-3036

Dear Commissioners,

As a resident of Jefferson County, I am totally opposed to having Jefferson County split up for the benefit of Butte/Silver Bow County. Each of the four plans submitted by the Montana Districting and Apportionment Commission and the plan submitted by the Democrats on the Commission all put some portion of Jefferson County into Butte/Silver Bow County. This is simply unacceptable.

If you are going to consider the three discretionary criteria you set up at the beginning of this process, you will understand why none of these proposals make any sense.

- 1.) Following the lines of political units. Jefferson County is about 1,500 people over the ideal district size. Since our existing district is most of Jefferson County, we should start there and make every effort to keep Jefferson County as whole as possible, the remain population staying with its Community of Interest in Madison County .
- 2.) Following geographic boundaries. The Continental Divide separates Jefferson and Butte/Silver Bow Counties. That is a very distinct geographic boundary between our counties that should be respected.
- 3.) Keeping communities of interest intact. Many people live in Jefferson County because they don't want the impacts and influences of urban areas. Most of Jefferson County should be one district, with an area of the county South of Interstate 90 remaining as part of the district that represents Madison County. The Whitehall Elementary and Whitehall High School District both include portions of Madison County. The Jefferson Valley Rural Fire District also extends into Madison County. Kids from Jefferson County participate in 4-H and the Madison County Fair in Twin Bridges. Jefferson and Madison Counties share an MSU Extension Agent. In short, Southern Jefferson County and Northern Madison County are clearly a "Community of Interest", and should remain together.

Jefferson County is located between three large urban counties, Lewis and Clark, Butte/Silver Bow, and Gallatin. It is important that we keep our own district so that we can maintain our proud identity. Please keep Jefferson County as whole as possible and allow a portion of Southern Jefferson County to remain with their "Community of Interest" in Northern Madison County.

Thank you for your consideration.

Name

Roxann Wehner

Address

411 W. Legion, Box 841, Whitehall MT 59759



TO THE MONTANA DISTRICTING AND APPORTIONMENT COMMISSION  
P.O. BOX 201706 HELENA, MT 59620-1706  
districting@mt.gov FAX 406-444-3036

Dear Commissioners,

As a resident of Jefferson County, I am totally opposed to having Jefferson County split up for the benefit of Butte/Silver Bow County. Each of the four plans submitted by the Montana Districting and Apportionment Commission and the plan submitted by the Democrats on the Commission all put some portion of Jefferson County into Butte/Silver Bow County. This is simply unacceptable.

If you are going to consider the three discretionary criteria you set up at the beginning of this process, you will understand why none of these proposals make any sense.

- 1.) Following the lines of political units. Jefferson County is about 1,500 people over the ideal district size. Since our existing district is most of Jefferson County, we should start there and make every effort to keep Jefferson County as whole as possible, the remain population staying with its Community of Interest in Madison County.
- 2.) Following geographic boundaries. The Continental Divide separates Jefferson and Butte/Silver Bow Counties. That is a very distinct geographic boundary between our counties that should be respected.
- 3.) Keeping communities of interest intact. Many people live in Jefferson County because they don't want the impacts and influences of urban areas. Most of Jefferson County should be one district, with an area of the county South of Interstate 90 remaining as part of the district that represents Madison County. The Whitehall Elementary and Whitehall High School District both include portions of Madison County. The Jefferson Valley Rural Fire District also extends into Madison County. Kids from Jefferson County participate in 4-H and the Madison County Fair in Twin Bridges. Jefferson and Madison Counties share an MSU Extension Agent. In short, Southern Jefferson County and Northern Madison County are clearly a "Community of Interest", and should remain together.

Jefferson County is located between three large urban counties, Lewis and Clark, Butte/Silver Bow, and Gallatin. It is important that we keep our own district so that we can maintain our proud identity. Please keep Jefferson County as whole as possible and all Southern Jefferson County to remain with Madison County.

Thank

Name

Address

Jefferson  
Wanda Clark  
31 Porcella Rd  
Whitehall MT  
59759

Madison

TO THE MONTANA DISTRICTING AND APPORTIONMENT COMMISSION  
P.O. BOX 201706 HELENA, MT 59620-1706  
[districting@mt.gov](mailto:districting@mt.gov) FAX 406-444-3036

Dear Commissioners,

As a resident of Jefferson County, I am totally opposed to having Jefferson County split up for the benefit of Butte/Silver Bow County. Each of the four plans submitted by the Montana Districting and Apportionment Commission and the plan submitted by the Democrats on the Commission all put some portion of Jefferson County into Butte/Silver Bow County. This is simply unacceptable.

If you are going to consider the three discretionary criteria you set up at the beginning of this process, you will understand why none of these proposals make any sense.

- 1.) Following the lines of political units. Jefferson County is about 1,500 people over the ideal district size. Since our existing district is most of Jefferson County, we should start there and make every effort to keep Jefferson County as whole as possible, the remain population staying with its Community of Interest in Madison County.
- 2.) Following geographic boundaries. The Continental Divide separates Jefferson and Butte/Silver Bow Counties. That is a very distinct geographic boundary between our counties that should be respected.
- 3.) Keeping communities of interest intact. Many people live in Jefferson County because they don't want the impacts and influences of urban areas. Most of Jefferson County should be one district, with an area of the county South of Interstate 90 remaining as part of the district that represents Madison County. The Whitehall Elementary and Whitehall High School District both include portions of Madison County. The Jefferson Valley Rural Fire District also extends into Madison County. Kids from Jefferson County participate in 4-H and the Madison County Fair in Twin Bridges. Jefferson and Madison Counties share an MSU Extension Agent. In short, Southern Jefferson County and Northern Madison County are clearly a "Community of Interest", and should remain together.

Jefferson County is located between three large urban counties, Lewis and Clark, Butte/Silver Bow, and Gallatin. It is important that we keep our own district so that we can maintain our proud identity. Please keep Jefferson County as whole as possible and all Southern Jefferson County to remain within Jefferson County. Madison

Thank

Name

*Tommy R. Becraft*

Address

*47 Forcella Rd. Whitehall  
59759*

TO THE MONTANA DISTRICTING AND APPORTIONMENT COMMISSION  
P.O. BOX 201706 HELENA, MT 59620-1706  
districting@mt.gov FAX 406-444-3036

Dear Commissioners,

As a resident of Jefferson County, I am totally opposed to having Jefferson County split up for the benefit of Butte/Silver Bow County. Each of the four plans submitted by the Montana Districting and Apportionment Commission and the plan submitted by the Democrats on the Commission all put some portion of Jefferson County into Butte/Silver Bow County. This is simply unacceptable.

If you are going to consider the three discretionary criteria you set up at the beginning of this process, you will understand why none of these proposals make any sense.

- 1.) Following the lines of political units. Jefferson County is about 1,500 people over the ideal district size. Since our existing district is most of Jefferson County, we should start there and make every effort to keep Jefferson County as whole as possible, the remain population staying with its Community of Interest in Madison County .
- 2.) Following geographic boundaries. The Continental Divide separates Jefferson and Butte/Silver Bow Counties. That is a very distinct geographic boundary between our counties that should be respected.
- 3.) Keeping communities of interest intact. Many people live in Jefferson County because they don't want the impacts and influences of urban areas. Most of Jefferson County should be one district, with an area of the county South of Interstate 90 remaining as part of the district that represents Madison County. The Whitehall Elementary and Whitehall High School District both include portions of Madison County. The Jefferson Valley Rural Fire District also extends into Madison County. Kids from Jefferson County participate in 4-H and the Madison County Fair in Twin Bridges. Jefferson and Madison Counties share an MSU Extension Agent. In short, Southern Jefferson County and Northern Madison County are clearly a "Community of Interest", and should remain together.

Jefferson County is located between three large urban counties, Lewis and Clark, Butte/Silver Bow, and Gallatin. It is important that we keep our own district so that we can maintain our proud identity. Please keep Jefferson County as whole as possible and allow a portion of Southern Jefferson County to remain with their "Community of Interest" in Northern Madison County.

Thank you for your consideration.

Name

Emily Foster

Address

271 Hot Springs Rd.  
Whitehall, MT 59759

TO THE MONTANA DISTRICTING AND APPORTIONMENT COMMISSION  
P.O. BOX 201706 HELENA, MT 59620-1706  
districting@mt.gov FAX 406-444-3036

Dear Commissioners,

As a resident of Jefferson County, I am totally opposed to having Jefferson County split up for the benefit of Butte/Silver Bow County. Each of the four plans submitted by the Montana Districting and Apportionment Commission and the plan submitted by the Democrats on the Commission all put some portion of Jefferson County into Butte/Silver Bow County. This is simply unacceptable.

If you are going to consider the three discretionary criteria you set up at the beginning of this process, you will understand why none of these proposals make any sense.

- 1.) Following the lines of political units. Jefferson County is about 1,500 people over the ideal district size. Since our existing district is most of Jefferson County, we should start there and make every effort to keep Jefferson County as whole as possible, the remain population staying with its Community of Interest in Madison County.
- 2.) Following geographic boundaries. The Continental Divide separates Jefferson and Butte/Silver Bow Counties. That is a very distinct geographic boundary between our counties that should be respected.
- 3.) Keeping communities of interest intact. Many people live in Jefferson County because they don't want the impacts and influences of urban areas. Most of Jefferson County should be one district, with an area of the county South of Interstate 90 remaining as part of the district that represents Madison County. The Whitehall Elementary and Whitehall High School District both include portions of Madison County. The Jefferson Valley Rural Fire District also extends into Madison County. Kids from Jefferson County participate in 4-H and the Madison County Fair in Twin Bridges. Jefferson and Madison Counties share an MSU Extension Agent. In short, Southern Jefferson County and Northern Madison County are clearly a "Community of Interest", and should remain together.

Jefferson County is located between three large urban counties, Lewis and Clark, Butte/Silver Bow, and Gallatin. It is important that we keep our own district so that we can maintain our proud identity. Please keep Jefferson County as whole as possible and allow a portion of Southern Jefferson County to remain with their "Community of Interest" in Northern Madison County.

Thank you for your consideration.

Name

Gerald Reed

Address

10 S. Centurian Way  
Whitehall, MT.  
59759

TO THE MONTANA DISTRICTING AND APPORTIONMENT COMMISSION  
P.O. BOX 201706 HELENA, MT 59620-1706  
districting@mt.gov FAX 406-444-3036

Dear Commissioners,

As a resident of Jefferson County, I am totally opposed to having Jefferson County split up for the benefit of Butte/Silver Bow County. Each of the four plans submitted by the Montana Districting and Apportionment Commission and the plan submitted by the Democrats on the Commission all put some portion of Jefferson County into Butte/Silver Bow County. This is simply unacceptable.

If you are going to consider the three discretionary criteria you set up at the beginning of this process, you will understand why none of these proposals make any sense.

- 1.) Following the lines of political units. Jefferson County is about 1,500 people over the ideal district size. Since our existing district is most of Jefferson County, we should start there and make every effort to keep Jefferson County as whole as possible, the remain population staying with its Community of Interest in Madison County .
- 2.) Following geographic boundaries. The Continental Divide separates Jefferson and Butte/Silver Bow Counties. That is a very distinct geographic boundary between our counties that should be respected.
- 3.) Keeping communities of interest intact. Many people live in Jefferson County because they don't want the impacts and influences of urban areas. Most of Jefferson County should be one district, with an area of the county South of Interstate 90 remaining as part of the district that represents Madison County. The Whitehall Elementary and Whitehall High School District both include portions of Madison County. The Jefferson Valley Rural Fire District also extends into Madison County. Kids from Jefferson County participate in 4-H and the Madison County Fair in Twin Bridges. Jefferson and Madison Counties share an MSU Extension Agent. In short, Southern Jefferson County and Northern Madison County are clearly a "Community of Interest", and should remain together.

Jefferson County is located between three large urban counties, Lewis and Clark, Butte/Silver Bow, and Gallatin. It is important that we keep our own district so that we can maintain our proud identity. Please keep Jefferson County as whole as possible and allow a portion of Southern Jefferson County to remain with their "Community of Interest" in Northern Madison County.

Thank you for your consideration.

Name James & Catherine Ball  
Address 601 E Legion St, Whitehall



TO THE MONTANA DISTRICTING AND APPORTIONMENT COMMISSION  
P.O. BOX 201706 HELENA, MT 59620-1706  
[districting@mt.gov](mailto:districting@mt.gov) FAX 406-444-3036

Dear Commissioners,

As a resident of Jefferson County, I am totally opposed to having Jefferson County split up for the benefit of Butte/Silver Bow County. Each of the four plans submitted by the Montana Districting and Apportionment Commission and the plan submitted by the Democrats on the Commission all put some portion of Jefferson County into Butte/Silver Bow County. This is simply unacceptable.

If you are going to consider the three discretionary criteria you set up at the beginning of this process, you will understand why none of these proposals make any sense.

- 1.) Following the lines of political units. Jefferson County is about 1,500 people over the ideal district size. Since our existing district is most of Jefferson County, we should start there and make every effort to keep Jefferson County as whole as possible, the remain population staying with its Community of Interest in Madison County .
- 2.) Following geographic boundaries. The Continental Divide separates Jefferson and Butte/Silver Bow Counties. That is a very distinct geographic boundary between our counties that should be respected.
- 3.) Keeping communities of interest intact. Many people live in Jefferson County because they don't want the impacts and influences of urban areas. Most of Jefferson County should be one district, with an area of the county South of Interstate 90 remaining as part of the district that represents Madison County. The Whitehall Elementary and Whitehall High School District both include portions of Madison County. The Jefferson Valley Rural Fire District also extends into Madison County. Kids from Jefferson County participate in 4-H and the Madison County Fair in Twin Bridges. Jefferson and Madison Counties share an MSU Extension Agent. In short, Southern Jefferson County and Northern Madison County are clearly a "Community of Interest", and should remain together.

Jefferson County is located between three large urban counties, Lewis and Clark, Butte/Silver Bow, and Gallatin. It is important that we keep our own district so that we can maintain our proud identity. Please keep Jefferson County as whole as possible and allow a portion of Southern Jefferson County to remain with their "Community of Interest" in Northern Madison County.

Thank you for your consideration.

Name

Blake Ritz

Address

1386 MT. Hwy 69, Cardwell

TO THE MONTANA DISTRICTING AND APPORTIONMENT COMMISSION  
P.O. BOX 201706 HELENA, MT 59620-1706  
districting@mt.gov FAX 406-444-3036

Dear Commissioners,

As a resident of Jefferson County, I am totally opposed to having Jefferson County split up for the benefit of Butte/Silver Bow County. Each of the four plans submitted by the Montana Districting and Apportionment Commission and the plan submitted by the Democrats on the Commission all put some portion of Jefferson County into Butte/Silver Bow County. This is simply unacceptable.

If you are going to consider the three discretionary criteria you set up at the beginning of this process, you will understand why none of these proposals make any sense.

- 1.) Following the lines of political units. Jefferson County is about 1,500 people over the ideal district size. Since our existing district is most of Jefferson County, we should start there and make every effort to keep Jefferson County as whole as possible, the remain population staying with its Community of Interest in Madison County .
- 2.) Following geographic boundaries. The Continental Divide separates Jefferson and Butte/Silver Bow Counties. That is a very distinct geographic boundary between our counties that should be respected.
- 3.) Keeping communities of interest intact. Many people live in Jefferson County because they don't want the impacts and influences of urban areas. Most of Jefferson County should be one district, with an area of the county South of Interstate 90 remaining as part of the district that represents Madison County. The Whitehall Elementary and Whitehall High School District both include portions of Madison County. The Jefferson Valley Rural Fire District also extends into Madison County. Kids from Jefferson County participate in 4-H and the Madison County Fair in Twin Bridges. Jefferson and Madison Counties share an MSU Extension Agent. In short, Southern Jefferson County and Northern Madison County are clearly a "Community of Interest", and should remain together.

Jefferson County is located between three large urban counties, Lewis and Clark, Butte/Silver Bow, and Gallatin. It is important that we keep our own district so that we can maintain our proud identity. Please keep Jefferson County as whole as possible and allow a portion of Southern Jefferson County to remain with their "Community of Interest" in Northern Madison County.

Thank you for your consideration.

Name Carter Dawson

Address 13816 MT. Hwy 69, Cardwell

TO THE MONTANA DISTRICTING AND APPORTIONMENT COMMISSION  
P.O. BOX 201706 HELENA, MT 59620-1706  
districting@mt.gov FAX 406-444-3036

Dear Commissioners,

As a resident of Jefferson County, I am totally opposed to having Jefferson County split up for the benefit of Butte/Silver Bow County. Each of the four plans submitted by the Montana Districting and Apportionment Commission and the plan submitted by the Democrats on the Commission all put some portion of Jefferson County into Butte/Silver Bow County. This is simply unacceptable.

If you are going to consider the three discretionary criteria you set up at the beginning of this process, you will understand why none of these proposals make any sense.

- 1.) Following the lines of political units. Jefferson County is about 1,500 people over the ideal district size. Since our existing district is most of Jefferson County, we should start there and make every effort to keep Jefferson County as whole as possible, the remain population staying with its Community of Interest in Madison County .
- 2.) Following geographic boundaries. The Continental Divide separates Jefferson and Butte/Silver Bow Counties. That is a very distinct geographic boundary between our counties that should be respected.
- 3.) Keeping communities of interest intact. Many people live in Jefferson County because they don't want the impacts and influences of urban areas. Most of Jefferson County should be one district, with an area of the county South of Interstate 90 remaining as part of the district that represents Madison County. The Whitehall Elementary and Whitehall High School District both include portions of Madison County. The Jefferson Valley Rural Fire District also extends into Madison County. Kids from Jefferson County participate in 4-H and the Madison County Fair in Twin Bridges. Jefferson and Madison Counties share an MSU Extension Agent. In short, Southern Jefferson County and Northern Madison County are clearly a "Community of Interest", and should remain together.

Jefferson County is located between three large urban counties, Lewis and Clark, Butte/Silver Bow, and Gallatin. It is important that we keep our own district so that we can maintain our proud identity. Please keep Jefferson County as whole as possible and allow a portion of Southern Jefferson County to remain with their "Community of Interest" in Northern Madison County.

Thank you for your consideration.

Name

John Dawson

Address

13816 Mt. Hwy 69 · Cardwell

TO THE MONTANA DISTRICTING AND APPORTIONMENT COMMISSION  
P.O. BOX 201706 HELENA, MT 59620-1706  
districting@mt.gov FAX 406-444-3036

Dear Commissioners,

As a resident of Jefferson County, I am totally opposed to having Jefferson County split up for the benefit of Butte/Silver Bow County. Each of the four plans submitted by the Montana Districting and Apportionment Commission and the plan submitted by the Democrats on the Commission all put some portion of Jefferson County into Butte/Silver Bow County. This is simply unacceptable.

If you are going to consider the three discretionary criteria you set up at the beginning of this process, you will understand why none of these proposals make any sense.

- 1.) Following the lines of political units. Jefferson County is about 1,500 people over the ideal district size. Since our existing district is most of Jefferson County, we should start there and make every effort to keep Jefferson County as whole as possible, the remain population staying with its Community of Interest in Madison County .
- 2.) Following geographic boundaries. The Continental Divide separates Jefferson and Butte/Silver Bow Counties. That is a very distinct geographic boundary between our counties that should be respected.
- 3.) Keeping communities of interest intact. Many people live in Jefferson County because they don't want the impacts and influences of urban areas. Most of Jefferson County should be one district, with an area of the county South of Interstate 90 remaining as part of the district that represents Madison County. The Whitehall Elementary and Whitehall High School District both include portions of Madison County. The Jefferson Valley Rural Fire District also extends into Madison County. Kids from Jefferson County participate in 4-H and the Madison County Fair in Twin Bridges. Jefferson and Madison Counties share an MSU Extension Agent. In short, Southern Jefferson County and Northern Madison County are clearly a "Community of Interest", and should remain together.

Jefferson County is located between three large urban counties, Lewis and Clark, Butte/Silver Bow, and Gallatin. It is important that we keep our own district so that we can maintain our proud identity. Please keep Jefferson County as whole as possible and allow a portion of Southern Jefferson County to remain with their "Community of Interest" in Northern Madison County.

Thank you for your consideration.

Name

Rachel Kucharski

Address

1386 Mt. Hwy 69, Cardwell

TO THE MONTANA DISTRICTING AND APPORTIONMENT COMMISSION  
P.O. BOX 201706 HELENA, MT 59620-1706  
[districting@mt.gov](mailto:districting@mt.gov) FAX 406-444-3036

Dear Commissioners,

As a resident of Jefferson County, I am totally opposed to having Jefferson County split up for the benefit of Butte/Silver Bow County. Each of the four plans submitted by the Montana Districting and Apportionment Commission and the plan submitted by the Democrats on the Commission all put some portion of Jefferson County into Butte/Silver Bow County. This is simply unacceptable.

If you are going to consider the three discretionary criteria you set up at the beginning of this process, you will understand why none of these proposals make any sense.

- 1) Following the lines of political units. Jefferson County is about 1,500 people over the ideal district size. Since our existing district is most of Jefferson County, we should start there and make every effort to keep Jefferson County as whole as possible, the remain population staying with its Community of Interest in Madison County.
- 2) Following geographic boundaries. The Continental Divide separates Jefferson and Butte/Silver Bow Counties. That is a very distinct geographic boundary between our counties that should be respected.
- 3) Keeping communities of interest intact. Many people live in Jefferson County because they don't want the impacts and influences of urban areas. Most of Jefferson County should be one district, with an area of the county South of Interstate 90 remaining as part of the district that represents Madison County. The Whitehall Elementary and Whitehall High School District both include portions of Madison County. The Jefferson Valley Rural Fire District also extends into Madison County. Kids from Jefferson County participate in 4-H and the Madison County Fair in Twin Bridges. Jefferson and Madison Counties share an MSU Extension Agent. In short, Southern Jefferson County and Northern Madison County are clearly a "Community of Interest", and should remain together.

Jefferson County is located between three large urban counties, Lewis and Clark, Butte/Silver Bow, and Gallatin. It is important that we keep our own district so that we can maintain our proud identity. Please keep Jefferson County as whole as possible and allow a portion of Southern Jefferson County to remain with their "Community of Interest" in Northern Madison County.

Thank you for your consideration.

Name

*Brian Jones*

Address

*105 S. Brooke St Whitehall, MT  
59759*

TO THE MONTANA DISTRICTING AND APPORTIONMENT COMMISSION  
P.O. BOX 201706 HELENA, MT 59620-1706  
districting@mt.gov FAX 406-444-3036

Dear Commissioners,

As a resident of Jefferson County, I am totally opposed to having Jefferson County split up for the benefit of Butte/Silver Bow County. Each of the four plans submitted by the Montana Districting and Apportionment Commission and the plan submitted by the Democrats on the Commission all put some portion of Jefferson County into Butte/Silver Bow County. This is simply unacceptable.

If you are going to consider the three discretionary criteria you set up at the beginning of this process, you will understand why none of these proposals make any sense.

- 1.) Following the lines of political units. Jefferson County is about 1,500 people over the ideal district size. Since our existing district is most of Jefferson County, we should start there and make every effort to keep Jefferson County as whole as possible, the remain population staying with its Community of Interest in Madison County .
- 2.) Following geographic boundaries. The Continental Divide separates Jefferson and Butte/Silver Bow Counties. That is a very distinct geographic boundary between our counties that should be respected.
- 3.) Keeping communities of interest intact. Many people live in Jefferson County because they don't want the impacts and influences of urban areas. Most of Jefferson County should be one district, with an area of the county South of Interstate 90 remaining as part of the district that represents Madison County. The Whitehall Elementary and Whitehall High School District both include portions of Madison County. The Jefferson Valley Rural Fire District also extends into Madison County. Kids from Jefferson County participate in 4-H and the Madison County Fair in Twin Bridges. Jefferson and Madison Counties share an MSU Extension Agent. In short, Southern Jefferson County and Northern Madison County are clearly a "Community of Interest", and should remain together.

Jefferson County is located between three large urban counties, Lewis and Clark, Butte/Silver Bow, and Gallatin. It is important that we keep our own district so that we can maintain our proud identity. Please keep Jefferson County as whole as possible and allow a portion of Southern Jefferson County to remain with their "Community of Interest" in Northern Madison County.

Thank you for your consideration.

Name

*Linda Jones*

Address

*105 S. Brake St. Whitehall, MT*

*59759*

TO THE MONTANA DISTRICTING AND APPORTIONMENT COMMISSION  
P.O. BOX 201706 HELENA, MT 59620-1706  
[districting@mt.gov](mailto:districting@mt.gov) FAX 406-444-3036

Dear Commissioners,

As a resident of Jefferson County, I am totally opposed to having Jefferson County split up for the benefit of Butte/Silver Bow County. Each of the four plans submitted by the Montana Districting and Apportionment Commission and the plan submitted by the Democrats on the Commission all put some portion of Jefferson County into Butte/Silver Bow County. This is simply unacceptable.

If you are going to consider the three discretionary criteria you set up at the beginning of this process, you will understand why none of these proposals make any sense.

- 1.) Following the lines of political units. Jefferson County is about 1,500 people over the ideal district size. Since our existing district is most of Jefferson County, we should start there and make every effort to keep Jefferson County as whole as possible, the remain population staying with its Community of Interest in Madison County .
- 2.) Following geographic boundaries. The Continental Divide separates Jefferson and Butte/Silver Bow Counties. That is a very distinct geographic boundary between our counties that should be respected.
- 3.) Keeping communities of interest intact. Many people live in Jefferson County because they don't want the impacts and influences of urban areas. Most of Jefferson County should be one district, with an area of the county South of Interstate 90 remaining as part of the district that represents Madison County. The Whitehall Elementary and Whitehall High School District both include portions of Madison County. The Jefferson Valley Rural Fire District also extends into Madison County. Kids from Jefferson County participate in 4-H and the Madison County Fair in Twin Bridges. Jefferson and Madison Counties share an MSU Extension Agent. In short, Southern Jefferson County and Northern Madison County are clearly a "Community of Interest", and should remain together.

Jefferson County is located between three large urban counties, Lewis and Clark, Butte/Silver Bow, and Gallatin. It is important that we keep our own district so that we can maintain our proud identity. Please keep Jefferson County as whole as possible and allow a portion of Southern Jefferson County to remain with their "Community of Interest" in Northern Madison County.

Thank you for your consideration.

Name

*Jenny Beavers*

Address

*105 S. Brooke St, Whitehall, MT. 59759*

TO THE MONTANA DISTRICTING AND APPORTIONMENT COMMISSION  
P.O. BOX 201706 HELENA, MT 59620-1706  
districting@mt.gov FAX 406-444-3036

Dear Commissioners,

As a resident of Jefferson County, I am totally opposed to having Jefferson County split up for the benefit of Butte/Silver Bow County. Each of the four plans submitted by the Montana Districting and Apportionment Commission and the plan submitted by the Democrats on the Commission all put some portion of Jefferson County into Butte/Silver Bow County. This is simply unacceptable.

If you are going to consider the three discretionary criteria you set up at the beginning of this process, you will understand why none of these proposals make any sense.

- 1.) Following the lines of political units. Jefferson County is about 1,500 people over the ideal district size. Since our existing district is most of Jefferson County, we should start there and make every effort to keep Jefferson County as whole as possible, the remain population staying with its Community of Interest in Madison County .
- 2.) Following geographic boundaries. The Continental Divide separates Jefferson and Butte/Silver Bow Counties. That is a very distinct geographic boundary between our counties that should be respected.
- 3.) Keeping communities of interest intact. Many people live in Jefferson County because they don't want the impacts and influences of urban areas. Most of Jefferson County should be one district, with an area of the county South of Interstate 90 remaining as part of the district that represents Madison County. The Whitehall Elementary and Whitehall High School District both include portions of Madison County. The Jefferson Valley Rural Fire District also extends into Madison County. Kids from Jefferson County participate in 4-H and the Madison County Fair in Twin Bridges. Jefferson and Madison Counties share an MSU Extension Agent. In short, Southern Jefferson County and Northern Madison County are clearly a "Community of Interest", and should remain together.

Jefferson County is located between three large urban counties, Lewis and Clark, Butte/Silver Bow, and Gallatin. It is important that we keep our own district so that we can maintain our proud identity. Please keep Jefferson County as whole as possible and allow a portion of Southern Jefferson County to remain with their "Community of Interest" in Northern Madison County.

Thank you for your consideration.

Name Rolin M. Smith

Address 234 - Hwy. 2 West  
Whitehall, Mt. 59759



TO THE MONTANA DISTRICTING AND APPORTIONMENT COMMISSION  
P.O. BOX 201706 HELENA, MT 59620-1706  
districting@mt.gov FAX 406-444-3036

Dear Commissioners,

As a resident of Jefferson County, I am totally opposed to having Jefferson County split up for the benefit of Butte/Silver Bow County. Each of the four plans submitted by the Montana Districting and Apportionment Commission and the plan submitted by the Democrats on the Commission all put some portion of Jefferson County into Butte/Silver Bow County. This is simply unacceptable.

If you are going to consider the three discretionary criteria you set up at the beginning of this process, you will understand why none of these proposals make any sense.

- 1.) Following the lines of political units. Jefferson County is about 1,500 people over the ideal district size. Since our existing district is most of Jefferson County, we should start there and make every effort to keep Jefferson County as whole as possible, the remain population staying with its Community of Interest in Madison County.
- 2.) Following geographic boundaries. The Continental Divide separates Jefferson and Butte/Silver Bow Counties. That is a very distinct geographic boundary between our counties that should be respected.
- 3.) Keeping communities of interest intact. Many people live in Jefferson County because they don't want the impacts and influences of urban areas. Most of Jefferson County should be one district, with an area of the county South of Interstate 90 remaining as part of the district that represents Madison County. The Whitehall Elementary and Whitehall High School District both include portions of Madison County. The Jefferson Valley Rural Fire District also extends into Madison County. Kids from Jefferson County participate in 4-H and the Madison County Fair in Twin Bridges. Jefferson and Madison Counties share an MSU Extension Agent. In short, Southern Jefferson County and Northern Madison County are clearly a "Community of Interest", and should remain together.

Jefferson County is located between three large urban counties, Lewis and Clark, Butte/Silver Bow, and Gallatin. It is important that we keep our own district so that we can maintain our proud identity. Please keep Jefferson County as whole as possible and allow a portion of Southern Jefferson County to remain with their "Community of Interest" in Northern Madison County.

Thank

Name Kathryn S. Miller (Kathryn S. Miller)

= 7-18-12

Address 2 WEAVER Road

Whitehall, Montana 59759

TO THE MONTANA DISTRICTING AND APPORTIONMENT COMMISSION  
P.O. BOX 201706 HELENA, MT 59620-1706  
districting@mt.gov FAX 406-444-3036

Dear Commissioners,

As a resident of Jefferson County, I am totally opposed to having Jefferson County split up for the benefit of Butte/Silver Bow County. Each of the four plans submitted by the Montana Districting and Apportionment Commission and the plan submitted by the Democrats on the Commission all put some portion of Jefferson County into Butte/Silver Bow County. This is simply unacceptable.

If you are going to consider the three discretionary criteria you set up at the beginning of this process, you will understand why none of these proposals make any sense.

- 1.) Following the lines of political units. Jefferson County is about 1,500 people over the ideal district size. Since our existing district is most of Jefferson County, we should start there and make every effort to keep Jefferson County as whole as possible, the remain population staying with its Community of Interest in Madison County .
- 2.) Following geographic boundaries. The Continental Divide separates Jefferson and Butte/Silver Bow Counties. That is a very distinct geographic boundary between our counties that should be respected.
- 3.) Keeping communities of interest intact. Many people live in Jefferson County because they don't want the impacts and influences of urban areas. Most of Jefferson County should be one district, with an area of the county South of Interstate 90 remaining as part of the district that represents Madison County. The Whitehall Elementary and Whitehall High School District both include portions of Madison County. The Jefferson Valley Rural Fire District also extends into Madison County. Kids from Jefferson County participate in 4-H and the Madison County Fair in Twin Bridges. Jefferson and Madison Counties share an MSU Extension Agent. In short, Southern Jefferson County and Northern Madison County are clearly a "Community of Interest", and should remain together.

Jefferson County is located between three large urban counties, Lewis and Clark, Butte/Silver Bow, and Gallatin. It is important that we keep our own district so that we can maintain our proud identity. Please keep Jefferson County as whole as possible and allow a portion of Southern Jefferson County to remain with their "Community of Interest" in Northern Madison County.

Thank you for your consideration.

Name Donald J. Lepinsky

Address 16 North Centurion way  
Whitehall MT. 59759

TO THE MONTANA DISTRICTING AND APPORTIONMENT COMMISSION  
P.O. BOX 201706 HELENA, MT 59620-1706  
[districting@mt.gov](mailto:districting@mt.gov) FAX 406-444-3036

Dear Commissioners,

As a resident of Jefferson County, I am totally opposed to having Jefferson County split up for the benefit of Butte/Silver Bow County. Each of the four plans submitted by the Montana Districting and Apportionment Commission and the plan submitted by the Democrats on the Commission all put some portion of Jefferson County into Butte/Silver Bow County. This is simply unacceptable.

If you are going to consider the three discretionary criteria you set up at the beginning of this process, you will understand why none of these proposals make any sense.

- 1.) Following the lines of political units. Jefferson County is about 1,500 people over the ideal district size. Since our existing district is most of Jefferson County, we should start there and make every effort to keep Jefferson County as whole as possible, the remain population staying with its Community of Interest in Madison County .
- 2.) Following geographic boundaries. The Continental Divide separates Jefferson and Butte/Silver Bow Counties. That is a very distinct geographic boundary between our counties that should be respected.
- 3.) Keeping communities of interest intact. Many people live in Jefferson County because they don't want the impacts and influences of urban areas. Most of Jefferson County should be one district, with an area of the county South of Interstate 90 remaining as part of the district that represents Madison County. The Whitehall Elementary and Whitehall High School District both include portions of Madison County. The Jefferson Valley Rural Fire District also extends into Madison County. Kids from Jefferson County participate in 4-H and the Madison County Fair in Twin Bridges. Jefferson and Madison Counties share an MSU Extension Agent. In short, Southern Jefferson County and Northern Madison County are clearly a "Community of Interest", and should remain together.

Jefferson County is located between three large urban counties, Lewis and Clark, Butte/Silver Bow, and Gallatin. It is important that we keep our own district so that we can maintain our proud identity. Please keep Jefferson County as whole as possible and allow a portion of Southern Jefferson County to remain with their "Community of Interest" in Northern Madison County.

Thank you for your consideration.

Name

Katherine Smith

Address

234 Hwy 2 West

Whitehall, MT

59759

TO THE MONTANA DISTRICTING AND APPORTIONMENT COMMISSION  
P.O. BOX 201706 HELENA, MT 59620-1706  
districting@mt.gov FAX 406-444-3036

Dear Commissioners,

As a resident of Jefferson County, I am totally opposed to having Jefferson County split up for the benefit of Butte/Silver Bow County. Each of the four plans submitted by the Montana Districting and Apportionment Commission and the plan submitted by the Democrats on the Commission all put some portion of Jefferson County into Butte/Silver Bow County. This is simply unacceptable.

If you are going to consider the three discretionary criteria you set up at the beginning of this process, you will understand why none of these proposals make any sense.

- 1.) Following the lines of political units. Jefferson County is about 1,500 people over the ideal district size. Since our existing district is most of Jefferson County, we should start there and make every effort to keep Jefferson County as whole as possible, the remain population staying with its Community of Interest in Madison County .
- 2.) Following geographic boundaries. The Continental Divide separates Jefferson and Butte/Silver Bow Counties. That is a very distinct geographic boundary between our counties that should be respected.
- 3.) Keeping communities of interest intact. Many people live in Jefferson County because they don't want the impacts and influences of urban areas. Most of Jefferson County should be one district, with an area of the county South of Interstate 90 remaining as part of the district that represents Madison County. The Whitehall Elementary and Whitehall High School District both include portions of Madison County. The Jefferson Valley Rural Fire District also extends into Madison County. Kids from Jefferson County participate in 4-H and the Madison County Fair in Twin Bridges. Jefferson and Madison Counties share an MSU Extension Agent. In short, Southern Jefferson County and Northern Madison County are clearly a "Community of Interest", and should remain together.

Jefferson County is located between three large urban counties, Lewis and Clark, Butte/Silver Bow, and Gallatin. It is important that we keep our own district so that we can maintain our proud identity. Please keep Jefferson County as whole as possible and allow a portion of Southern Jefferson County to remain with their "Community of Interest" in Northern Madison County.

Thank you for your consideration.

Name Logan M. Trotter  
Address 206 W main Street, Whitehall  
59759.

TO THE MONTANA DISTRICTING AND APPORTIONMENT COMMISSION  
P.O. BOX 201706 HELENA, MT 59620-1706  
districting@mt.gov FAX 406-444-3036

Dear Commissioners,

As a resident of Jefferson County, I am totally opposed to having Jefferson County split up for the benefit of Butte/Silver Bow County. Each of the four plans submitted by the Montana Districting and Apportionment Commission and the plan submitted by the Democrats on the Commission all put some portion of Jefferson County into Butte/Silver Bow County. This is simply unacceptable.

If you are going to consider the three discretionary criteria you set up at the beginning of this process, you will understand why none of these proposals make any sense.

- 1.) Following the lines of political units. Jefferson County is about 1,500 people over the ideal district size. Since our existing district is most of Jefferson County, we should start there and make every effort to keep Jefferson County as whole as possible, the remain population staying with its Community of Interest in Madison County.
- 2.) Following geographic boundaries. The Continental Divide separates Jefferson and Butte/Silver Bow Counties. That is a very distinct geographic boundary between our counties that should be respected.
- 3.) Keeping communities of interest intact. Many people live in Jefferson County because they don't want the impacts and influences of urban areas. Most of Jefferson County should be one district, with an area of the county South of Interstate 90 remaining as part of the district that represents Madison County. The Whitehall Elementary and Whitehall High School District both include portions of Madison County. The Jefferson Valley Rural Fire District also extends into Madison County. Kids from Jefferson County participate in 4-H and the Madison County Fair in Twin Bridges. Jefferson and Madison Counties share an MSU Extension Agent. In short, Southern Jefferson County and Northern Madison County are clearly a "Community of Interest", and should remain together.

Jefferson County is located between three large urban counties, Lewis and Clark, Butte/Silver Bow, and Gallatin. It is important that we keep our own district so that we can maintain our proud identity. Please keep Jefferson County as whole as possible and allow a portion of Southern Jefferson County to remain with their "Community of Interest" in Northern Madison County.

Thank

Name Charlotte Crain

Address P.O. Box 705  
Whitehall, MT 59759

TO THE MONTANA DISTRICTING AND APPORTIONMENT COMMISSION  
P.O. BOX 201706 HELENA, MT 59620-1706  
districting@mt.gov FAX 406-444-3036

Dear Commissioners,

As a resident of Jefferson County, I am totally opposed to having Jefferson County split up for the benefit of Butte/Silver Bow County. Each of the four plans submitted by the Montana Districting and Apportionment Commission and the plan submitted by the Democrats on the Commission all put some portion of Jefferson County into Butte/Silver Bow County. This is simply unacceptable.

If you are going to consider the three discretionary criteria you set up at the beginning of this process, you will understand why none of these proposals make any sense.

- 1.) Following the lines of political units. Jefferson County is about 1,500 people over the ideal district size. Since our existing district is most of Jefferson County, we should start there and make every effort to keep Jefferson County as whole as possible, the remain population staying with its Community of Interest in Madison County.
- 2.) Following geographic boundaries. The Continental Divide separates Jefferson and Butte/Silver Bow Counties. That is a very distinct geographic boundary between our counties that should be respected.
- 3.) Keeping communities of interest intact. Many people live in Jefferson County because they don't want the impacts and influences of urban areas. Most of Jefferson County should be one district, with an area of the county South of Interstate 90 remaining as part of the district that represents Madison County. The Whitehall Elementary and Whitehall High School District both include portions of Madison County. The Jefferson Valley Rural Fire District also extends into Madison County. Kids from Jefferson County participate in 4-H and the Madison County Fair in Twin Bridges. Jefferson and Madison Counties share an MSU Extension Agent. In short, Southern Jefferson County and Northern Madison County are clearly a "Community of Interest", and should remain together.

Jefferson County is located between three large urban counties, Lewis and Clark, Butte/Silver Bow, and Gallatin. It is important that we keep our own district so that we can maintain our proud identity. Please keep Jefferson County as whole as possible and allow a portion of Southern Jefferson County to remain with their "Community of Interest" in Northern Madison County.

Thank

Name

JEFF LOHSS

Address

(P.O. BOX 655) 101 & 103 W. 1<sup>st</sup> Street  
WHITEHALL, MT 59759

TO THE MONTANA DISTRICTING AND APPORTIONMENT COMMISSION  
PO Box 201706  
Helena, MT 59620-1706

[districting@mt.gov](mailto:districting@mt.gov)

FAX: 406-444-3036

Dear Commissioners,

As a resident of Jefferson County, I am totally opposed to having Jefferson County split up for the benefit of Butte/Silver Bow County. Each of the four plans submitted by the Montana Districting and Apportionment Commission and the plan submitted by the Democrats on the Commission all put some portion of Jefferson County into Butte/Silver Bow County. This is simply unacceptable.

If you are going to consider the three discretionary criteria you set up at the beginning of this process, you will understand why none of these proposals make any sense.

- 1.) Following the lines of political units. Jefferson County is about 1,500 people over the ideal district size. Since our existing district is most of Jefferson County, we should start there and make every effort to keep Jefferson County as whole as possible, the remaining population staying with its "Community of Interest" in Madison County.
- 2.) Following geographic boundaries. The Continental Divide separates Jefferson and Butte/Silver Bow Counties. That is a very distinct geographic boundary between our counties that should be respected.
- 3.) Keeping communities of interest intact. Many people live in Jefferson County because they don't want the impacts and influences of urban areas. Most of Jefferson County should be one district, with an area of the county South of Interstate 90 remaining as part of the district that represents Madison County. The Whitehall Elementary and Whitehall High School District both include portions of Madison County. The Jefferson Valley Rural Fire District also extends into Madison County. Kids from Jefferson County participate in 4-H and the Madison County Fair in Twin Bridges. Jefferson and Madison Counties share an MSU Extension Agent. In short, Southern Jefferson County and Northern Madison County are clearly a "Community of Interest", and should remain together.

Jefferson County is located between three large, urban counties, Lewis and Clark, Butte/Silver Bow, and Gallatin. It is important that we keep our own district so that we can maintain our proud identity. Please keep Jefferson County as whole as possible and allow a portion of Southern Jefferson County to remain with their "Community of Interest" in Northern Madison County.

I support the Jefferson County Proposed Legislative District Map.

Thank you for your consideration.

Name Sandi Salvagni *Sandi Salvagni*

Address 159 Yellowstone Trl, Whitehall, MT 59759

TO THE MONTANA DISTRICTING AND APPORTIONMENT COMMISSION  
PO Box 201706  
Helena, MT 59620-1706

[districting@mt.gov](mailto:districting@mt.gov)

FAX: 406-444-3036

Dear Commissioners,

As a resident of Jefferson County, I am totally opposed to having Jefferson County split up for the benefit of Butte/Silver Bow County. Each of the four plans submitted by the Montana Districting and Apportionment Commission and the plan submitted by the Democrats on the Commission all put some portion of Jefferson County into Butte/Silver Bow County. This is simply unacceptable.

If you are going to consider the three discretionary criteria you set up at the beginning of this process, you will understand why none of these proposals make any sense.

- 1.) Following the lines of political units. Jefferson County is about 1,500 people over the ideal district size. Since our existing district is most of Jefferson County, we should start there and make every effort to keep Jefferson County as whole as possible, the remaining population staying with its "Community of Interest" in Madison County.
- 2.) Following geographic boundaries. The Continental Divide separates Jefferson and Butte/Silver Bow Counties. That is a very distinct geographic boundary between our counties that should be respected.
- 3.) Keeping communities of interest intact. Many people live in Jefferson County because they don't want the impacts and influences of urban areas. Most of Jefferson County should be one district, with an area of the county South of Interstate 90 remaining as part of the district that represents Madison County. The Whitehall Elementary and Whitehall High School District both include portions of Madison County. The Jefferson Valley Rural Fire District also extends into Madison County. Kids from Jefferson County participate in 4-H and the Madison County Fair in Twin Bridges. Jefferson and Madison Counties share an MSU Extension Agent. In short, Southern Jefferson County and Northern Madison County are clearly a "Community of Interest", and should remain together.

Jefferson County is located between three large, urban counties, Lewis and Clark, Butte/Silver Bow, and Gallatin. It is important that we keep our own district so that we can maintain our proud identity. Please keep Jefferson County as whole as possible and allow a portion of Southern Jefferson County to remain with their "Community of Interest" in Northern Madison County.

I support the Jefferson County Proposed Legislative District Map.

Thank you for your consideration.

Name Thomas E Salvagni Thomas E Salvagni  
Address 159 Yellowstone Dr Whitehall, Mt. 59759