

RECEIVED

TO THE MONTANA DISTRICTING AND APPORTIONMENT COMMISSION APR 06 2012
PO Box 201706
Helena, MT 59620-1706

Montana Legislative
Services Division

4-5-12

districting@mt.gov

FAX: 406-444-3036

Dear Commissioners,

As a resident of Jefferson County, I am totally opposed to having Jefferson County split up for the benefit of Butte/Silver Bow County. Each of the four plans submitted by the Montana Districting and Apportionment Commission and the plan submitted by the Democrats on the Commission all put some portion of Jefferson County into Butte/Silver Bow County. This is simply unacceptable.

If you are going to consider the three discretionary criteria you set up at the beginning of this process, you will understand why none of these proposals make any sense.

- 1.) Following the lines of political units. Jefferson County is about 1,500 people over the ideal district size. Since our existing district is most of Jefferson County, we should start there and make every effort to keep Jefferson County as whole as possible, the remaining population staying with its "Community of Interest" in Madison County.
- 2.) Following geographic boundaries. The Continental Divide separates Jefferson and Butte/Silver Bow Counties. That is a very distinct geographic boundary between our counties that should be respected.
- 3.) Keeping communities of interest intact. Many people live in Jefferson County because they don't want the impacts and influences of urban areas. Most of Jefferson County should be one district, with an area of the county South of Interstate 90 remaining as part of the district that represents Madison County. The Whitehall Elementary and Whitehall High School District both include portions of Madison County. The Jefferson Valley Rural Fire District also extends into Madison County. Kids from Jefferson County participate in 4-H and the Madison County Fair in Twin Bridges. Jefferson and Madison Counties share an MSU Extension Agent. In short, Southern Jefferson County and Northern Madison County are clearly a "Community of Interest", and should remain together.

Jefferson County is located between three large, urban counties, Lewis and Clark, Butte/Silver Bow, and Gallatin. It is important that we keep our own district so that we can maintain our proud identity. Please keep Jefferson County as whole as possible and allow a portion of Southern Jefferson County to remain with their "Community of Interest" in Northern Madison County.

I support the Jefferson County Proposed Legislative District Map.

Thank you for your consideration.

Name

Dale A. Gibson

Address

Box 912 45 Skyline Drive Whitehall, MT 59759

TO THE MONTANA DISTRICTING AND APPORTIONMENT COMMISSION
PO Box 201706
Helena, MT 59620-1706

RECEIVED

APR 06 2012

Montana Legislative
Services Division

districting@mt.gov

FAX: 406-444-3036

Dear Commissioners,

As a resident of Jefferson County, I am totally opposed to having Jefferson County split up for the benefit of Butte/Silver Bow County. Each of the four plans submitted by the Montana Districting and Apportionment Commission and the plan submitted by the Democrats on the Commission all put some portion of Jefferson County into Butte/Silver Bow County. This is simply unacceptable.

If you are going to consider the three discretionary criteria you set up at the beginning of this process, you will understand why none of these proposals make any sense.

- 1.) Following the lines of political units. Jefferson County is about 1,500 people over the ideal district size. Since our existing district is most of Jefferson County, we should start there and make every effort to keep Jefferson County as whole as possible, the remaining population staying with its "Community of Interest" in Madison County.
- 2.) Following geographic boundaries. The Continental Divide separates Jefferson and Butte/Silver Bow Counties. That is a very distinct geographic boundary between our counties that should be respected.
- 3.) Keeping communities of interest intact. Many people live in Jefferson County because they don't want the impacts and influences of urban areas. Most of Jefferson County should be one district, with an area of the county South of Interstate 90 remaining as part of the district that represents Madison County. The Whitehall Elementary and Whitehall High School District both include portions of Madison County. The Jefferson Valley Rural Fire District also extends into Madison County. Kids from Jefferson County participate in 4-H and the Madison County Fair in Twin Bridges. Jefferson and Madison Counties share an MSU Extension Agent. In short, Southern Jefferson County and Northern Madison County are clearly a "Community of Interest", and should remain together.

Jefferson County is located between three large, urban counties, Lewis and Clark, Butte/Silver Bow, and Gallatin. It is important that we keep our own district so that we can maintain our proud identity. Please keep Jefferson County as whole as possible and allow a portion of Southern Jefferson County to remain with their "Community of Interest" in Northern Madison County.

I support the Jefferson County Proposed Legislative District Map.

Thank you for your consideration.

4-5-12

Name Kathleen E. Gibson

Kathleen E. Gibson

Address 45 Skyline Drive (Box 912) Whitehall, MT 59759

RECEIVED

TO THE MONTANA DISTRICTING AND APPORTIONMENT COMMISSION

APR 06 2012

Montana Legislative
Services Division

Dear Commissioners,

As a resident of Jefferson County, I am totally opposed to having Jefferson County split up for the benefit of Butte/Silver Bow County. Each of the four plans submitted by the Montana Districting and Apportionment Commission and the plan submitted by the Democrats on the Commission all put some portion of Jefferson County into Butte/Silver Bow County. This is simply unacceptable.

If you are going to consider the three discretionary criteria you set up at the beginning of this process, you will understand why none of these proposals make any sense.

- 1.) Following the lines of political units. Jefferson County is about 1,500 people over the ideal district size. Since our existing district is most of Jefferson County, we should start there and make every effort to keep Jefferson County as whole as possible.
- 2.) Following geographic boundaries. The Continental Divide separates Jefferson and Butte/Silver Bow Counties. That is a very distinct geographic boundary between our counties that should be respected.
- 3.) Keeping communities of interest intact. Many people live in Jefferson County because they don't want the impacts and influences of urban areas. Most of Jefferson County should be one district, with an area of the county South of Interstate 90 remaining as part of the district that represents Madison County. The Whitehall Elementary and Whitehall High School District both include portions of Madison County. The Jefferson Valley Rural Fire District also extends into Madison County. Kids from Jefferson County participate in 4-H and the Madison County Fair in Twin Bridges. In short, Southern Jefferson County and Northern Madison County are clearly a "community of interest", and should remain together.

Please keep Jefferson County as whole as possible and allow a portion of Southern Jefferson County to remain with their Community of Interest in Northern Madison County.

Thank you for your consideration.

Name Joann & Harold Leu

Address P.O. Box 91 Clancy, Mt. 59634

4/04/2012

TO THE MONTANA DISTRICTING AND APPORTIONMENT COMMISSION
P.O. BOX 201706 HELENA, MT 59620-1706
districting@mt.gov FAX 406-444-3036

RECEIVED

APR 06 2012

Montana Legislative
Services Division

Dear Commissioners,

As a resident or friend of a resident of Jefferson County, I am totally opposed to having Jefferson County split up for the benefit of Butte/Silver Bow County. Each of the four plans submitted by the Montana Districting and Apportionment Commission and the plan submitted by the Democrats on the Commission all put some portion of Jefferson County into Butte/Silver Bow County. This is simply unacceptable.

If you are going to consider the three discretionary criteria you set up at the beginning of this process, you will understand why none of these proposals make any sense.

- 1.) Following the lines of political units. Jefferson County is about 1,500 people over the ideal district size. Since our existing district is most of Jefferson County, we should start there and make every effort to keep Jefferson County as whole as possible, with the remaining population staying with its Community of Interest in Madison County .
- 2.) Following geographic boundaries. The Continental Divide separates Jefferson and Butte/Silver Bow Counties. That is a very distinct geographic boundary between our counties that should be respected.
- 3.) Keeping communities of interest intact. Many people live in Jefferson County because they don't want the impacts and influences of urban areas. Most of Jefferson County should be one district, with an area of the county South of Interstate 90 remaining as part of the district that represents Madison County. The Whitehall Elementary and Whitehall High School District both include portions of Madison County. The Jefferson Valley Rural Fire District also extends into Madison County. Kids from Jefferson County participate in 4-H and the Madison County Fair in Twin Bridges. Jefferson and Madison Counties share an MSU Extension Agent. In short, Southern Jefferson County and Northern Madison County are clearly a "Community of Interest", and should remain together.

Jefferson County is located between three large urban counties, Lewis and Clark, Butte/Silver Bow, and Gallatin. It is important that we keep our own district so that we can maintain our proud identity. Please keep Jefferson County as whole as possible and allow a portion of Southern Jefferson County to remain with their "Community of Interest" in Northern Madison County.

Thank you for your consideration.

Name Dorah W. Jones

Address 6 Stacwood Drive, Clancy MT 59635

mailing: PO Box 4844, Helena MT 59604

RECEIVED

APR 05 2012

TO THE MONTANA DISTRICTING AND APPORTIONMENT COMMISSION
P.O. BOX 201706 HELENA, MT 59620-1706
districting@mt.gov FAX 406-444-3036

Montana Legislative
Services Division

Dear Commissioners,

As a resident of Jefferson County, I am totally opposed to having Jefferson County split up for the benefit of Butte/Silver Bow County. Each of the four plans submitted by the Montana Districting and Apportionment Commission and the plan submitted by the Democrats on the Commission all put some portion of Jefferson County into Butte/Silver Bow County. This is simply unacceptable.

If you are going to consider the three discretionary criteria you set up at the beginning of this process, you will understand why none of these proposals make any sense.

- 1.) Following the lines of political units. Jefferson County is about 1,500 people over the ideal district size. Since our existing district is most of Jefferson County, we should start there and make every effort to keep Jefferson County as whole as possible, the remain population staying with its Community of Interest in Madison County.
- 2.) Following geographic boundaries. The Continental Divide separates Jefferson and Butte/Silver Bow Counties. That is a very distinct geographic boundary between our counties that should be respected.
- 3.) Keeping communities of interest intact. Many people live in Jefferson County because they don't want the impacts and influences of urban areas. Most of Jefferson County should be one district, with an area of the county South of Interstate 90 remaining as part of the district that represents Madison County. The Whitehall Elementary and Whitehall High School District both include portions of Madison County. The Jefferson Valley Rural Fire District also extends into Madison County. Kids from Jefferson County participate in 4-H and the Madison County Fair in Twin Bridges. Jefferson and Madison Counties share an MSU Extension Agent. In short, Southern Jefferson County and Northern Madison County are clearly a "Community of Interest", and should remain together.

Jefferson County is located between three large urban counties, Lewis and Clark, Butte/Silver Bow, and Gallatin. It is important that we keep our own district so that we can maintain our proud identity. Please keep Jefferson County as whole as possible and allow a portion of Southern Jefferson County to remain with their "Community of Interest" in Northern Madison County.

Thank you for your consideration.

Name DUANE DORVALL

Address 275 Piedmont Rd

Whitehall, MT 59759

RECEIVED

TO THE MONTANA DISTRICTING AND APPORTIONMENT COMMISSION
P.O. BOX 201706 HELENA, MT 59620-1706
districting@mt.gov FAX 406-444-3036

APR 05 2012
Montana Legislative
Services Division

Dear Commissioners,

As a resident of Jefferson County, I am totally opposed to having Jefferson County split up for the benefit of Butte/Silver Bow County. Each of the four plans submitted by the Montana Districting and Apportionment Commission and the plan submitted by the Democrats on the Commission all put some portion of Jefferson County into Butte/Silver Bow County. This is simply unacceptable.

If you are going to consider the three discretionary criteria you set up at the beginning of this process, you will understand why none of these proposals make any sense.

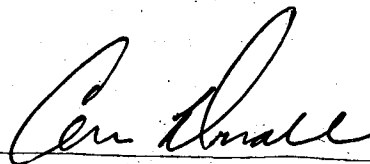
- 1.) Following the lines of political units. Jefferson County is about 1,500 people over the ideal district size. Since our existing district is most of Jefferson County, we should start there and make every effort to keep Jefferson County as whole as possible, the remain population staying with its Community of Interest in Madison County.
- 2.) Following geographic boundaries. The Continental Divide separates Jefferson and Butte/Silver Bow Counties. That is a very distinct geographic boundary between our counties that should be respected.
- 3.) Keeping communities of interest intact. Many people live in Jefferson County because they don't want the impacts and influences of urban areas. Most of Jefferson County should be one district, with an area of the county South of Interstate 90 remaining as part of the district that represents Madison County. The Whitehall Elementary and Whitehall High School District both include portions of Madison County. The Jefferson Valley Rural Fire District also extends into Madison County. Kids from Jefferson County participate in 4-H and the Madison County Fair in Twin Bridges. Jefferson and Madison Counties share an MSU Extension Agent. In short, Southern Jefferson County and Northern Madison County are clearly a "Community of Interest", and should remain together.

Jefferson County is located between three large urban counties, Lewis and Clark, Butte/Silver Bow, and Gallatin. It is important that we keep our own district so that we can maintain our proud identity. Please keep Jefferson County as whole as possible and allow a portion of Southern Jefferson County to remain with their "Community of Interest" in Northern Madison County.

Thank you for your consideration.

Name

GERI DORVALL



Address

275 Piedmont Rd Whitehall, MT 59759

RECEIVED

TO THE MONTANA DISTRICTING AND APPORTIONMENT COMMISSION APR 05 2012
P.O. BOX 201706 HELENA, MT 59620-1706
districting@mt.gov FAX 406-444-3036

Montana Legislative
Services Division

Dear Commissioners,

As a resident of Jefferson County, I am totally opposed to having Jefferson County split up for the benefit of Butte/Silver Bow County. Each of the four plans submitted by the Montana Districting and Apportionment Commission and the plan submitted by the Democrats on the Commission all put some portion of Jefferson County into Butte/Silver Bow County. This is simply unacceptable.

If you are going to consider the three discretionary criteria you set up at the beginning of this process, you will understand why none of these proposals make any sense.

- 1.) Following the lines of political units. Jefferson County is about 1,500 people over the ideal district size. Since our existing district is most of Jefferson County, we should start there and make every effort to keep Jefferson County as whole as possible, the remain population staying with its Community of Interest in Madison County.
- 2.) Following geographic boundaries. The Continental Divide separates Jefferson and Butte/Silver Bow Counties. That is a very distinct geographic boundary between our counties that should be respected.
- 3.) Keeping communities of interest intact. Many people live in Jefferson County because they don't want the impacts and influences of urban areas. Most of Jefferson County should be one district, with an area of the county South of Interstate 90 remaining as part of the district that represents Madison County. The Whitehall Elementary and Whitehall High School District both include portions of Madison County. The Jefferson Valley Rural Fire District also extends into Madison County. Kids from Jefferson County participate in 4-H and the Madison County Fair in Twin Bridges. Jefferson and Madison Counties share an MSU Extension Agent. In short, Southern Jefferson County and Northern Madison County are clearly a "Community of Interest", and should remain together.

Jefferson County is located between three large urban counties, Lewis and Clark, Butte/Silver Bow, and Gallatin. It is important that we keep our own district so that we can maintain our proud identity. Please keep Jefferson County as whole as possible and allow a portion of Southern Jefferson County to remain with their "Community of Interest" in Northern Madison County.

Thank you for your consideration.

Name

LEE KING

Address

S SWEETGRASS COUNCIL

RECEIVED

TO THE MONTANA DISTRICTING AND APPORTIONMENT COMMISSION
P.O. BOX 201706 HELENA, MT 59620-1706
districting@mt.gov FAX 406-444-3036

APR 05 2019
Montana Legislative
Services Division

Dear Commissioners,

As a resident of Jefferson County, I am totally opposed to having Jefferson County split up for the benefit of Butte/Silver Bow County. Each of the four plans submitted by the Montana Districting and Apportionment Commission and the plan submitted by the Democrats on the Commission all put some portion of Jefferson County into Butte/Silver Bow County. This is simply unacceptable.

If you are going to consider the three discretionary criteria you set up at the beginning of this process, you will understand why none of these proposals make any sense.

- 1.) Following the lines of political units. Jefferson County is about 1,500 people over the ideal district size. Since our existing district is most of Jefferson County, we should start there and make every effort to keep Jefferson County as whole as possible, the remain population staying with its Community of Interest in Madison County .
- 2.) Following geographic boundaries. The Continental Divide separates Jefferson and Butte/Silver Bow Counties. That is a very distinct geographic boundary between our counties that should be respected.
- 3.) Keeping communities of interest intact. Many people live in Jefferson County because they don't want the impacts and influences of urban areas. Most of Jefferson County should be one district, with an area of the county South of Interstate 90 remaining as part of the district that represents Madison County. The Whitehall Elementary and Whitehall High School District both include portions of Madison County. The Jefferson Valley Rural Fire District also extends into Madison County. Kids from Jefferson County participate in 4-H and the Madison County Fair in Twin Bridges. Jefferson and Madison Counties share an MSU Extension Agent. In short, Southern Jefferson County and Northern Madison County are clearly a "Community of Interest", and should remain together.

Jefferson County is located between three large urban counties, Lewis and Clark, Butte/Silver Bow, and Gallatin. It is important that we keep our own district so that we can maintain our proud identity. Please keep Jefferson County as whole as possible and allow a portion of Southern Jefferson County to remain with their "Community of Interest" in Northern Madison County.

Thank you for your consideration.

Name LORI SCHLAUCH
Address S SWEET GRASS CANYON

RECEIVED

APR 05 2002

TO THE MONTANA DISTRICTING AND APPORTIONMENT COMMISSION
P.O. BOX 201706 HELENA, MT 59620-1706
districting@mt.gov FAX 406-444-3036

Montana Legislative
Services Division

Dear Commissioners,

As a resident of Jefferson County, I am totally opposed to having Jefferson County split up for the benefit of Butte/Silver Bow County. Each of the four plans submitted by the Montana Districting and Apportionment Commission and the plan submitted by the Democrats on the Commission all put some portion of Jefferson County into Butte/Silver Bow County. This is simply unacceptable.

If you are going to consider the three discretionary criteria you set up at the beginning of this process, you will understand why none of these proposals make any sense.

- 1.) Following the lines of political units. Jefferson County is about 1,500 people over the ideal district size. Since our existing district is most of Jefferson County, we should start there and make every effort to keep Jefferson County as whole as possible, the remain population staying with its Community of Interest in Madison County .
- 2.) Following geographic boundaries. The Continental Divide separates Jefferson and Butte/Silver Bow Counties. That is a very distinct geographic boundary between our counties that should be respected.
- 3.) Keeping communities of interest intact. Many people live in Jefferson County because they don't want the impacts and influences of urban areas. Most of Jefferson County should be one district, with an area of the county South of Interstate 90 remaining as part of the district that represents Madison County. The Whitehall Elementary and Whitehall High School District both include portions of Madison County. The Jefferson Valley Rural Fire District also extends into Madison County. Kids from Jefferson County participate in 4-H and the Madison County Fair in Twin Bridges. Jefferson and Madison Counties share an MSU Extension Agent. In short, Southern Jefferson County and Northern Madison County are clearly a "Community of Interest", and should remain together.

Jefferson County is located between three large urban counties, Lewis and Clark, Butte/Silver Bow, and Gallatin. It is important that we keep our own district so that we can maintain our proud identity. Please keep Jefferson County as whole as possible and allow a portion of Southern Jefferson County to remain with their "Community of Interest" in Northern Madison County.

Thank you for your consideration.

Name

Lyle W. Dammge

Address

81 Yellowstone Trail Whitehall, MT 59759

RECEIVED

APR 0 1 2007

Montana Legislative
Services Division

TO THE MONTANA DISTRICTING AND APPORTIONMENT COMMISSION
PO Box 201706
Helena, MT 59620-1706

districting@mt.gov

FAX: 406-444-3036

Dear Commissioners,

As a resident of Jefferson County, I am totally opposed to having Jefferson County split up for the benefit of Butte/Silver Bow County. Each of the four plans submitted by the Montana Districting and Apportionment Commission and the plan submitted by the Democrats on the Commission all put some portion of Jefferson County into Butte/Silver Bow County. This is simply unacceptable.

If you are going to consider the three discretionary criteria you set up at the beginning of this process, you will understand why none of these proposals make any sense.

- 1.) Following the lines of political units. Jefferson County is about 1,500 people over the ideal district size. Since our existing district is most of Jefferson County, we should start there and make every effort to keep Jefferson County as whole as possible, the remaining population staying with its "Community of Interest" in Madison County.
- 2.) Following geographic boundaries. The Continental Divide separates Jefferson and Butte/Silver Bow Counties. That is a very distinct geographic boundary between our counties that should be respected.
- 3.) Keeping communities of interest intact. Many people live in Jefferson County because they don't want the impacts and influences of urban areas. Most of Jefferson County should be one district, with an area of the county South of Interstate 90 remaining as part of the district that represents Madison County. The Whitehall Elementary and Whitehall High School District both include portions of Madison County. The Jefferson Valley Rural Fire District also extends into Madison County. Kids from Jefferson County participate in 4-H and the Madison County Fair in Twin Bridges. Jefferson and Madison Counties share an MSU Extension Agent. In short, Southern Jefferson County and Northern Madison County are clearly a "Community of Interest", and should remain together.

Jefferson County is located between three large, urban counties, Lewis and Clark, Butte/Silver Bow, and Gallatin. It is important that we keep our own district so that we can maintain our proud identity. Please keep Jefferson County as whole as possible and allow a portion of Southern Jefferson County to remain with their "Community of Interest" in Northern Madison County.

I support the Jefferson County Proposed Legislative District Map.

Thank you for your consideration.

Name Barbara A. Fries

Address PO Box 287, 55 Skyline Dr.
Whitehall, MT
59759

TO THE MONTANA DISTRICTING AND APPORTIONMENT COMMISSION
PO Box 201706
Helena, MT 59620-1706

RECEIVED

APR 05 2002

Montana Legislative
Services Division

districting@mt.gov

FAX: 406-444-3036

Dear Commissioners,

As a resident of Jefferson County, I am totally opposed to having Jefferson County split up for the benefit of Butte/Silver Bow County. Each of the four plans submitted by the Montana Districting and Apportionment Commission and the plan submitted by the Democrats on the Commission all put some portion of Jefferson County into Butte/Silver Bow County. This is simply unacceptable.

If you are going to consider the three discretionary criteria you set up at the beginning of this process, you will understand why none of these proposals make any sense.

- 1.) Following the lines of political units. Jefferson County is about 1,500 people over the ideal district size. Since our existing district is most of Jefferson County, we should start there and make every effort to keep Jefferson County as whole as possible, the remaining population staying with its "Community of Interest" in Madison County.
- 2.) Following geographic boundaries. The Continental Divide separates Jefferson and Butte/Silver Bow Counties. That is a very distinct geographic boundary between our counties that should be respected.
- 3.) Keeping communities of interest intact. Many people live in Jefferson County because they don't want the impacts and influences of urban areas. Most of Jefferson County should be one district, with an area of the county South of Interstate 90 remaining as part of the district that represents Madison County. The Whitehall Elementary and Whitehall High School District both include portions of Madison County. The Jefferson Valley Rural Fire District also extends into Madison County. Kids from Jefferson County participate in 4-H and the Madison County Fair in Twin Bridges. Jefferson and Madison Counties share an MSU Extension Agent. In short, Southern Jefferson County and Northern Madison County are clearly a "Community of Interest", and should remain together.

Jefferson County is located between three large, urban counties, Lewis and Clark, Butte/Silver Bow, and Gallatin. It is important that we keep our own district so that we can maintain our proud identity. Please keep Jefferson County as whole as possible and allow a portion of Southern Jefferson County to remain with their "Community of Interest" in Northern Madison County.

I support the Jefferson County Proposed Legislative District Map.

Thank you for your consideration.

Name

Mark A. Hies

Address

PO Box 287, 55 Skyline Drive,
Whitehall, MT 59759

RECEIVED

TO THE MONTANA DISTRICTING AND APPORTIONMENT COMMISSION
P.O. BOX 201706 HELENA, MT 59620-1706
districting@mt.gov FAX 406-444-3036

APR 05 2012
Montana Legislative
Services Division

Dear Commissioners,

As a resident of Jefferson County, I am totally opposed to having Jefferson County split up for the benefit of Butte/Silver Bow County. Each of the four plans submitted by the Montana Districting and Apportionment Commission and the plan submitted by the Democrats on the Commission all put some portion of Jefferson County into Butte/Silver Bow County. This is simply unacceptable.

If you are going to consider the three discretionary criteria you set up at the beginning of this process, you will understand why none of these proposals make any sense.

- 1.) Following the lines of political units. Jefferson County is about 1,500 people over the ideal district size. Since our existing district is most of Jefferson County, we should start there and make every effort to keep Jefferson County as whole as possible, the remain population staying with its Community of Interest in Madison County .
- 2.) Following geographic boundaries. The Continental Divide separates Jefferson and Butte/Silver Bow Counties. That is a very distinct geographic boundary between our counties that should be respected.
- 3.) Keeping communities of interest intact. Many people live in Jefferson County because they don't want the impacts and influences of urban areas. Most of Jefferson County should be one district, with an area of the county South of Interstate 90 remaining as part of the district that represents Madison County. The Whitehall Elementary and Whitehall High School District both include portions of Madison County. The Jefferson Valley Rural Fire District also extends into Madison County. Kids from Jefferson County participate in 4-H and the Madison County Fair in Twin Bridges. Jefferson and Madison Counties share an MSU Extension Agent. In short, Southern Jefferson County and Northern Madison County are clearly a "Community of Interest", and should remain together.

Jefferson County is located between three large urban counties, Lewis and Clark, Butte/Silver Bow, and Gallatin. It is important that we keep our own district so that we can maintain our proud identity. Please keep Jefferson County as whole as possible and allow a portion of Southern Jefferson County to remain with their "Community of Interest" in Northern Madison County.

Thank you for your consideration.

Name

Patricia I. Barringer

Address

81 Yellowstone TRL, Whitehall, MT 59759

TO THE MONTANA DISTRICTING AND APPORTIONMENT COMMISSION
 P O BOX 201706 HELENA, MT 59620-1706
distrcing@mt.gov FAX 406-444-3036

Dear Commissioners,

As a resident of Jefferson County, I am totally opposed to having Jefferson County split up for the benefit of Butte/Silver Bow County. Each of the four plans submitted by the Montana Districting and Apportionment Commission and the plan submitted by the Democrats on the Commission all put some portion of Jefferson County into Butte/Silver Bow County. This is simply unacceptable.

If you are going to consider the three discretionary criteria you set up at the beginning of this process, you will understand why none of these proposals make any sense.

1. Following the lines of political units. Jefferson County is about 1,500 people over the ideal district size. Since our existing district is most of Jefferson County, we should start there and make every effort to keep Jefferson County as whole as possible, the remain population staying with its Community of Interest in Madison County.
2. Following geographic boundaries. The Continental Divide separates Jefferson and Butte/Silver Bow Counties. That is a very distinct geographic boundary between our counties that should be respected.
3. Keeping communities of interest intact. Many people live in Jefferson County because they don't want the impacts and influences of urban areas. Most of Jefferson County should be one district, with an area of the county South of Interstate 90 remaining as part of the district that represents Madison County. The Whitehall Elementary and Whitehall High School District both include portions of Madison County. The Jefferson Valley Rural Fire District also extends into Madison County. Kids from Jefferson County participate in 4-H and the Madison County Fair in Twin Bridges. Jefferson and Madison Counties share an MSU Extension Agent. In short, Southern Jefferson County and Northern Madison County are clearly a "Community of Interest", and should remain together.

Jefferson County is located between three large urban counties, Lewis and Clark, Butte/Silver Bow, and Gallatin. It is important that we keep our own district so that we can maintain our proud identity. Please keep Jefferson County as whole as possible and allow a portion of Southern Jefferson County to remain with their "Community of Interest" in Northern Madison County.

Thank you for your consideration.

sincerely,

Daniel M. Risher

TO THE MONTANA DISTRICTING AND APPORTIONMENT COMMISSION
P.O. BOX 201706 HELENA, MT 59620-1706
districting@mt.gov FAX 406-444-3036

Dear Commissioners,

As a resident of Jefferson County, I am totally opposed to having Jefferson County split up for the benefit of Butte/Silver Bow County. Each of the four plans submitted by the Montana Districting and Apportionment Commission and the plan submitted by the Democrats on the Commission all put some portion of Jefferson County into Butte/Silver Bow County. This is simply unacceptable.

If you are going to consider the three discretionary criteria you set up at the beginning of this process, you will understand why none of these proposals make any sense.

- 1.) Following the lines of political units. Jefferson County is about 1,500 people over the ideal district size. Since our existing district is most of Jefferson County, we should start there and make every effort to keep Jefferson County as whole as possible, the remain population staying with its Community of Interest in Madison County.
- 2.) Following geographic boundaries. The Continental Divide separates Jefferson and Butte/Silver Bow Counties. That is a very distinct geographic boundary between our counties that should be respected.
- 3.) Keeping communities of interest intact. Many people live in Jefferson County because they don't want the impacts and influences of urban areas. Most of Jefferson County should be one district, with an area of the county South of Interstate 90 remaining as part of the district that represents Madison County. The Whitehall Elementary and Whitehall High School District both include portions of Madison County. The Jefferson Valley Rural Fire District also extends into Madison County. Kids from Jefferson County participate in 4-H and the Madison County Fair in Twin Bridges. Jefferson and Madison Counties share an MSU Extension Agent. In short, Southern Jefferson County and Northern Madison County are clearly a "Community of Interest", and should remain together.

Jefferson County is located between three large urban counties, Lewis and Clark, Butte/Silver Bow, and Gallatin. It is important that we keep our own district so that we can maintain our proud identity. Please keep Jefferson County as whole as possible and allow a portion of Southern Jefferson County to remain with their "Community of Interest" in Northern Madison County.

Thank you for your consideration.

Name

Les Nelson

Address

32 Mountain Chief RD

Dear Commissioners,

As a resident of Jefferson County, I am totally opposed to having Jefferson County split up for the benefit of Butte/Silver Bow County. Each of the four plans submitted by the Montana

Districting and Apportionment Commission and the plan submitted by the Democrats on the Commission all put some portion of Jefferson County into Butte/Silver Bow County. This is simply unacceptable.

If you are going to consider the three discretionary criteria you set up at the beginning of this process, you will understand why none of these proposals make any sense.

- 1.) Following the lines of political units. Jefferson County is about 1,500 people over the ideal district size. Since our existing district is most of Jefferson County, we should start there and make every effort to keep Jefferson County as whole as possible, the remain population staying with its Community of Interest in Madison County .
- 2.) Following geographic boundaries. The Continental Divide separates Jefferson and Butte/Silver Bow Counties. That is a very distinct geographic boundary between our counties that should be respected.
- 3.) Keeping communities of interest intact. Many people live in Jefferson County because they don't want the impacts and influences of urban areas. Most of Jefferson County should be one district, with an area of the county South of Interstate 90 remaining as part of the district that represents Madison County. The Whitehall Elementary and Whitehall High School District both include portions of Madison County. The Jefferson Valley Rural Fire District also extends into Madison County. Kids from Jefferson County participate in 4-H and the Madison County Fair in Twin Bridges. Jefferson and Madison Counties share an MSU Extension Agent. In short, Southern Jefferson County and Northern Madison County are clearly a "Community of Interest", and should remain together.

Jefferson County is located between three large urban counties, Lewis and Clark, Butte/Silver Bow, and Gallatin. It is important that we keep our own district so that we can maintain our proud identity. Please keep Jefferson County as whole as possible and allow a portion of

Southern Jefferson County to remain with their Community of Interest in Northern Jefferson County.

Thank you for your consideration.

Name Nadine W. Johnson Nadine S. Johnson

Address 163 Parrot Castle Rd Whitehall, mt 59759

Dear Commissioners,

As a resident of Jefferson County, I am totally opposed to having Jefferson County split up for the benefit of Butte/Silver Bow County. Each of the four plans submitted by the Montana Districting and Apportionment Commission and the plan submitted by the Democrats on the Commission all put some portion of Jefferson County into Butte/Silver Bow County. This is simply unacceptable.

If you are going to consider the three discretionary criteria you set up at the beginning of this process, you will understand why none of these proposals make any sense.

- 1.) Following the lines of political units. Jefferson County is about 1,500 people over the ideal district size. Since our existing district is most of Jefferson County, we should start there and make every effort to keep Jefferson County as whole as possible, the remain population staying with its Community of Interest in Madison County.
- 2.) Following geographic boundaries. The Continental Divide separates Jefferson and Butte/Silver Bow Counties. That is a very distinct geographic boundary between our counties that should be respected.
- 3.) Keeping communities of interest intact. Many people live in Jefferson County because they don't want the impacts and influences of urban areas. Most of Jefferson County should be one district, with an area of the county South of Interstate 90 remaining as part of the district that represents Madison County. The Whitehall Elementary and Whitehall High School District both include portions of Madison County. The Jefferson Valley Rural Fire District also extends into Madison County. Kids from Jefferson County participate in 4-H and the Madison County Fair in Twin Bridges. Jefferson and Madison Counties share an MSU Extension Agent. In short, Southern Jefferson County and Northern Madison County are clearly a "Community of Interest", and should remain together.

Jefferson County is located between three large urban counties, Lewis and Clark, Butte/Silver Bow, and Gallatin. It is important that we keep our own district so that we can maintain our proud identity. Please keep Jefferson County as whole as possible and allow a portion of Southern Jefferson County to remain with their "Community of Interest" in Northern Madison County.

Thank you for your consideration.

Name

Bill Kaufman, William T. Kadus Jr.

3-28-12

RECEIVED

APR 03 2012

Montana Legislative
Services Division

TO THE MONTANA DISTRICTING AND APPORTIONMENT COMMISSION
PO Box 201706
Helena, MT 59620-1706

districting@mt.gov

FAX: 406-444-3036

Dear Commissioners,

As a resident of Jefferson County, I am totally opposed to having Jefferson County split up for the benefit of Butte/Silver Bow County. Each of the four plans submitted by the Montana Districting and Apportionment Commission and the plan submitted by the Democrats on the Commission all put some portion of Jefferson County into Butte/Silver Bow County. This is simply unacceptable.

If you are going to consider the three discretionary criteria you set up at the beginning of this process, you will understand why none of these proposals make any sense.

- 1.) Following the lines of political units. Jefferson County is about 1,500 people over the ideal district size. Since our existing district is most of Jefferson County, we should start there and make every effort to keep Jefferson County as whole as possible, the remaining population staying with its "Community of Interest" in Madison County.
- 2.) Following geographic boundaries. The Continental Divide separates Jefferson and Butte/Silver Bow Counties. That is a very distinct geographic boundary between our counties that should be respected.
- 3.) Keeping communities of interest intact. Many people live in Jefferson County because they don't want the impacts and influences of urban areas. Most of Jefferson County should be one district, with an area of the county South of Interstate 90 remaining as part of the district that represents Madison County. The Whitehall Elementary and Whitehall High School District both include portions of Madison County. The Jefferson Valley Rural Fire District also extends into Madison County. Kids from Jefferson County participate in 4-H and the Madison County Fair in Twin Bridges. Jefferson and Madison Counties share an MSU Extension Agent. In short, Southern Jefferson County and Northern Madison County are clearly a "Community of Interest", and should remain together.

Jefferson County is located between three large, urban counties, Lewis and Clark, Butte/Silver Bow, and Gallatin. It is important that we keep our own district so that we can maintain our proud identity. Please keep Jefferson County as whole as possible and allow a portion of Southern Jefferson County to remain with their "Community of Interest" in Northern Madison County.

Thank you for your consideration.

Name Esther Bieber

Address Box 917 Whitehall mt

TO THE MONTANA DISTRICTING AND APPORTIONMENT COMMISSION
P.O. BOX 201706 HELENA, MT 59620-1706
districting@mt.gov FAX 406-444-3036

Dear Commissioners,

As a resident of Jefferson County, I am totally opposed to having Jefferson County split up for the benefit of Butte/Silver Bow County. Each of the four plans submitted by the Montana Districting and Apportionment Commission and the plan submitted by the Democrats on the Commission all put some portion of Jefferson County into Butte/Silver Bow County. This is simply unacceptable.

If you are going to consider the three discretionary criteria you set up at the beginning of this process, you will understand why none of these proposals make any sense.

- 1.) Following the lines of political units. Jefferson County is about 1,500 people over the ideal district size. Since our existing district is most of Jefferson County, we should start there and make every effort to keep Jefferson County as whole as possible, the remain population staying with its Community of Interest in Madison County.
- 2.) Following geographic boundaries. The Continental Divide separates Jefferson and Butte/Silver Bow Counties. That is a very distinct geographic boundary between our counties that should be respected.
- 3.) Keeping communities of interest intact. Many people live in Jefferson County because they don't want the impacts and influences of urban areas. Most of Jefferson County should be one district, with an area of the county South of Interstate 90 remaining as part of the district that represents Madison County. The Whitehall Elementary and Whitehall High School District both include portions of Madison County. The Jefferson Valley Rural Fire District also extends into Madison County. Kids from Jefferson County participate in 4-H and the Madison County Fair in Twin Bridges. Jefferson and Madison Counties share an MSU Extension Agent. In short, Southern Jefferson County and Northern Madison County are clearly a "Community of Interest", and should remain together.

Jefferson County is located between three large urban counties, Lewis and Clark, Butte/Silver Bow, and Gallatin. It is important that we keep our own district so that we can maintain our proud identity. Please keep Jefferson County as whole as possible and allow a portion of Southern Jefferson County to remain with their "Community of Interest" in Northern Madison County.

Thank you for your consideration.

Name James Miller
Address 17111 Road Whitehall MT 59759

RECEIVED

TO THE MONTANA DISTRICTING AND APPORTIONMENT COMMISSION
P.O. BOX 201706 HELENA, MT 59620-1706
districting@mt.gov FAX 406-444-3036

APR 03 2012

Montana Legislative
Services Division

Dear Commissioners,

As a resident of Jefferson County, I am totally opposed to having Jefferson County split up for the benefit of Butte/Silver Bow County. Each of the four plans submitted by the Montana Districting and Apportionment Commission and the plan submitted by the Democrats on the Commission all put some portion of Jefferson County into Butte/Silver Bow County. This is simply unacceptable.

If you are going to consider the three discretionary criteria you set up at the beginning of this process, you will understand why none of these proposals make any sense.

- 1.) Following the lines of political units. Jefferson County is about 1,500 people over the ideal district size. Since our existing district is most of Jefferson County, we should start there and make every effort to keep Jefferson County as whole as possible, the remain population staying with its Community of Interest in Madison County.
- 2.) Following geographic boundaries. The Continental Divide separates Jefferson and Butte/Silver Bow Counties. That is a very distinct geographic boundary between our counties that should be respected.
- 3.) Keeping communities of interest intact. Many people live in Jefferson County because they don't want the impacts and influences of urban areas. Most of Jefferson County should be one district, with an area of the county South of Interstate 90 remaining as part of the district that represents Madison County. The Whitehall Elementary and Whitehall High School District both include portions of Madison County. The Jefferson Valley Rural Fire District also extends into Madison County. Kids from Jefferson County participate in 4-H and the Madison County Fair in Twin Bridges. Jefferson and Madison Counties share an MSU Extension Agent. In short, Southern Jefferson County and Northern Madison County are clearly a "Community of Interest", and should remain together.

Jefferson County is located between three large urban counties, Lewis and Clark, Butte/Silver Bow, and Gallatin. It is important that we keep our own district so that we can maintain our proud identity. Please keep Jefferson County as whole as possible and allow a portion of Southern Jefferson County to remain with their "Community of Interest" in Northern Madison County.

Thank you for your consideration.

Name

Tom M Rice

Address

P.O. Box 331 Whitehall MT 59759

RECEIVED

TO THE MONTANA DISTRICTING AND APPORTIONMENT COMMISSION

P.O. BOX 201706 HELENA, MT 59620-1706

districting@mt.gov FAX 406-444-3036

APR 03 2012

Montana Legislative
Services Division

Dear Commissioners,

As a resident of Jefferson County, I am totally opposed to having Jefferson County split up for the benefit of Butte/Silver Bow County. Each of the four plans submitted by the Montana Districting and Apportionment Commission and the plan submitted by the Democrats on the Commission all put some portion of Jefferson County into Butte/Silver Bow County. This is simply unacceptable.

If you are going to consider the three discretionary criteria you set up at the beginning of this process, you will understand why none of these proposals make any sense.

- 1.) Following the lines of political units. Jefferson County is about 1,500 people over the ideal district size. Since our existing district is most of Jefferson County, we should start there and make every effort to keep Jefferson County as whole as possible, the remain population-staying with its Community of Interest in Madison County.
- 2.) Following geographic boundaries. The Continental Divide separates Jefferson and Butte/Silver Bow Counties. That is a very distinct geographic boundary between our counties that should be respected.
- 3.) Keeping communities of interest intact. Many people live in Jefferson County because they don't want the impacts and influences of urban areas. Most of Jefferson County should be one district, with an area of the county South of Interstate 90 remaining as part of the district that represents Madison County. The Whitehall Elementary and Whitehall High School District both include portions of Madison County. The Jefferson Valley Rural Fire District also extends into Madison County. Kids from Jefferson County participate in 4-H and the Madison County Fair in Twin Bridges. Jefferson and Madison Counties share an MSU Extension Agent. In short, Southern Jefferson County and Northern Madison County are clearly a "Community of Interest", and should remain together.

Jefferson County is located between three large urban counties, Lewis and Clark, Butte/Silver Bow, and Gallatin. It is important that we keep our own district so that we can maintain our proud identity. Please keep Jefferson County as whole as possible and allow a portion of Southern Jefferson County to remain with their "Community of Interest" in Northern Madison County.

Thank you for your consideration.

Name

Sherry L. Rice

Address

44 S. Centurion Way
Whitehall MT 59759

RECEIVED

TO THE MONTANA DISTRICTING AND APPORTIONMENT COMMISSION
P.O. BOX 201706 HELENA, MT 59620-1706
districting@mt.gov FAX 406-444-3036

APR 03 2012

Montana Legislative
Services Division

Dear Commissioners,

As a resident of Jefferson County, I am totally opposed to having Jefferson County split up for the benefit of Butte/Silver Bow County. Each of the four plans submitted by the Montana Districting and Apportionment Commission and the plan submitted by the Democrats on the Commission all put some portion of Jefferson County into Butte/Silver Bow County. This is simply unacceptable.

If you are going to consider the three discretionary criteria you set up at the beginning of this process, you will understand why none of these proposals make any sense.

- 1.) Following the lines of political units. Jefferson County is about 1,500 people over the ideal district size. Since our existing district is most of Jefferson County, we should start there and make every effort to keep Jefferson County as whole as possible, the remain population-staying with its Community of Interest in Madison County.
- 2.) Following geographic boundaries. The Continental Divide separates Jefferson and Butte/Silver Bow Counties. That is a very distinct geographic boundary between our counties that should be respected.
- 3.) Keeping communities of interest intact. Many people live in Jefferson County because they don't want the impacts and influences of urban areas. Most of Jefferson County should be one district, with an area of the county South of Interstate 90 remaining as part of the district that represents Madison County. The Whitehall Elementary and Whitehall High School District both include portions of Madison County. The Jefferson Valley Rural Fire District also extends into Madison County. Kids from Jefferson County participate in 4-H and the Madison County Fair in Twin Bridges. Jefferson and Madison Counties share an MSU Extension Agent. In short, Southern Jefferson County and Northern Madison County are clearly a "Community of Interest", and should remain together.

Jefferson County is located between three large urban counties, Lewis and Clark, Butte/Silver Bow, and Gallatin. It is important that we keep our own district so that we can maintain our proud identity. Please keep Jefferson County as whole as possible and allow a portion of Southern Jefferson County to remain with their "Community of Interest" in Northern Madison County.

Thank you for your consideration.

Name [Signature]

Address 445 Centerville Way
Whitehall MT 59759

RECEIVED

TO THE MONTANA DISTRICTING AND APPORTIONMENT COMMISSION

P.O. BOX 201706 HELENA, MT 59620-1706

districting@mt.gov FAX 406-444-3036

APR 03 2012

Montana Legislative
Services Division

Dear Commissioners,

As a resident of Jefferson County, I am totally opposed to having Jefferson County split up for the benefit of Butte/Silver Bow County. Each of the four plans submitted by the Montana Districting and Apportionment Commission and the plan submitted by the Democrats on the Commission all put some portion of Jefferson County into Butte/Silver Bow County. This is simply unacceptable.

If you are going to consider the three discretionary criteria you set up at the beginning of this process, you will understand why none of these proposals make any sense.

- 1.) Following the lines of political units. Jefferson County is about 1,500 people over the ideal district size. Since our existing district is most of Jefferson County, we should start there and make every effort to keep Jefferson County as whole as possible, the remain population staying with its Community of Interest in Madison County .
- 2.) Following geographic boundaries. The Continental Divide separates Jefferson and Butte/Silver Bow Counties. That is a very distinct geographic boundary between our counties that should be respected.
- 3.) Keeping communities of interest intact. Many people live in Jefferson County because they don't want the impacts and influences of urban areas. Most of Jefferson County should be one district, with an area of the county South of Interstate 90 remaining as part of the district that represents Madison County. The Whitehall Elementary and Whitehall High School District both include portions of Madison County. The Jefferson Valley Rural Fire District also extends into Madison County. Kids from Jefferson County participate in 4-H and the Madison County Fair in Twin Bridges. Jefferson and Madison Counties share an MSU Extension Agent. In short, Southern Jefferson County and Northern Madison County are clearly a "Community of Interest", and should remain together.

Jefferson County is located between three large urban counties, Lewis and Clark, Butte/Silver Bow, and Gallatin. It is important that we keep our own district so that we can maintain our proud identity. Please keep Jefferson County as whole as possible and allow a portion of Southern Jefferson County to remain with their "Community of Interest" in Northern Madison County.

Thank you for your consideration.

Name Linda Hungerford

Address 822 Hwy 2 W Whitehall

RECEIVED

TO THE MONTANA DISTRICTING AND APPORTIONMENT COMMISSION APR 03 2012
P.O. BOX 201706 HELENA, MT 59620-1706
districting@mt.gov FAX 406-444-3036

Montana Legislative
Services Division

Dear Commissioners,

As a resident of Jefferson County, I am totally opposed to having Jefferson County split up for the benefit of Butte/Silver Bow County. Each of the four plans submitted by the Montana Districting and Apportionment Commission and the plan submitted by the Democrats on the Commission all put some portion of Jefferson County into Butte/Silver Bow County. This is simply unacceptable.

If you are going to consider the three discretionary criteria you set up at the beginning of this process, you will understand why none of these proposals make any sense.

- 1.) Following the lines of political units. Jefferson County is about 1,500 people over the ideal district size. Since our existing district is most of Jefferson County, we should start there and make every effort to keep Jefferson County as whole as possible, the remain population staying with its Community of Interest in Madison County .
- 2.) Following geographic boundaries. The Continental Divide separates Jefferson and Butte/Silver Bow Counties. That is a very distinct geographic boundary between our counties that should be respected.
- 3.) Keeping communities of interest intact. Many people live in Jefferson County because they don't want the impacts and influences of urban areas. Most of Jefferson County should be one district, with an area of the county South of Interstate 90 remaining as part of the district that represents Madison County. The Whitehall Elementary and Whitehall High School District both include portions of Madison County. The Jefferson Valley Rural Fire District also extends into Madison County. Kids from Jefferson County participate in 4-H and the Madison County Fair in Twin Bridges. Jefferson and Madison Counties share an MSU Extension Agent. In short, Southern Jefferson County and Northern Madison County are clearly a "Community of Interest", and should remain together.

Jefferson County is located between three large urban counties, Lewis and Clark, Butte/Silver Bow, and Gallatin. It is important that we keep our own district so that we can maintain our proud identity. Please keep Jefferson County as whole as possible and allow a portion of Southern Jefferson County to remain with their "Community of Interest" in Northern Madison County.

Thank you for your consideration.

Name Kami Kaunz Nayer

Address 12 Ranch Land Rd, Whitehall, MT 59759

TO THE MONTANA DISTRICTING AND APPORTIONMENT COMMISSION
P.O. BOX 201706 HELENA, MT 59620-1706
districting@mt.gov FAX 406-444-3036

Dear Commissioners,

As a resident of Jefferson County, I am totally opposed to having Jefferson County split up for the benefit of Butte/Silver Bow County. Each of the four plans submitted by the Montana Districting and Apportionment Commission and the plan submitted by the Democrats on the Commission all put some portion of Jefferson County into Butte/Silver Bow County. This is simply unacceptable.

If you are going to consider the three discretionary criteria you set up at the beginning of this process, you will understand why none of these proposals make any sense.

- 1.) Following the lines of political units. Jefferson County is about 1,500 people over the ideal district size. Since our existing district is most of Jefferson County, we should start there and make every effort to keep Jefferson County as whole as possible, the remain population staying with its Community of Interest in Madison County .
- 2.) Following geographic boundaries. The Continental Divide separates Jefferson and Butte/Silver Bow Counties. That is a very distinct geographic boundary between our counties that should be respected.
- 3.) Keeping communities of interest intact. Many people live in Jefferson County because they don't want the impacts and influences of urban areas. Most of Jefferson County should be one district, with an area of the county South of Interstate 90 remaining as part of the district that represents Madison County. The Whitehall Elementary and Whitehall High School District both include portions of Madison County. The Jefferson Valley Rural Fire District also extends into Madison County. Kids from Jefferson County participate in 4-H and the Madison County Fair in Twin Bridges. Jefferson and Madison Counties share an MSU Extension Agent. In short, Southern Jefferson County and Northern Madison County are clearly a "Community of Interest", and should remain together.

Jefferson County is located between three large urban counties, Lewis and Clark, Butte/Silver Bow, and Gallatin. It is important that we keep our own district so that we can maintain our proud identity. Please keep Jefferson County as whole as possible and allow a portion of Southern Jefferson County to remain with their "Community of Interest" in Northern Madison County.

Thank you for your consideration.

Name

Rino A. Noyes

Address

12 Ranch Land Rd
Whitehall MT 59759

RECEIVED

APR 03 2007

Montana Legislative
Services Division

TO THE MONTANA DISTRICTING AND APPORTIONMENT COMMISSION
P.O. BOX 201706 HELENA, MT 59620-1706
districting@mt.gov FAX 406-444-3036

APR 03 2012
Montana Legislative
Services Division

Dear Commissioners,

As a resident of Jefferson County, I am totally opposed to having Jefferson County split up for the benefit of Butte/Silver Bow County. Each of the four plans submitted by the Montana Districting and Apportionment Commission and the plan submitted by the Democrats on the Commission all put some portion of Jefferson County into Butte/Silver Bow County. This is simply unacceptable.

If you are going to consider the three discretionary criteria you set up at the beginning of this process, you will understand why none of these proposals make any sense.

- 1.) Following the lines of political units. Jefferson County is about 1,500 people over the ideal district size. Since our existing district is most of Jefferson County, we should start there and make every effort to keep Jefferson County as whole as possible, the remain population staying with its Community of Interest in Madison County .
- 2.) Following geographic boundaries. The Continental Divide separates Jefferson and Butte/Silver Bow Counties. That is a very distinct geographic boundary between our counties that should be respected.
- 3.) Keeping communities of interest intact. Many people live in Jefferson County because they don't want the impacts and influences of urban areas. Most of Jefferson County should be one district, with an area of the county South of Interstate 90 remaining as part of the district that represents Madison County. The Whitehall Elementary and Whitehall High School District both include portions of Madison County. The Jefferson Valley Rural Fire District also extends into Madison County. Kids from Jefferson County participate in 4-H and the Madison County Fair in Twin Bridges. Jefferson and Madison Counties share an MSU Extension Agent. In short, Southern Jefferson County and Northern Madison County are clearly a "Community of Interest", and should remain together.

Jefferson County is located between three large urban counties, Lewis and Clark, Butte/Silver Bow, and Gallatin. It is important that we keep our own district so that we can maintain our proud identity. Please keep Jefferson County as whole as possible and allow a portion of Southern Jefferson County to remain with their "Community of Interest" in Northern Madison County.

Thank you for your consideration.

Name James E. Cashman JAMES E. CASHMAN
Address 31 Martinez Gulch Rd. Montana City, MT. 59634

TO THE MONTANA DISTRICTING AND APPORTIONMENT COMMISSION
PO Box 201706
Helena, MT 59620-1706

districting@mt.gov

FAX: 406-444-3036

Dear Commissioners,

As a resident of Jefferson County, I am totally opposed to having Jefferson County split up for the benefit of Butte/Silver Bow County. Each of the four plans submitted by the Montana Districting and Apportionment Commission and the plan submitted by the Democrats on the Commission all put some portion of Jefferson County into Butte/Silver Bow County. This is simply unacceptable.

If you are going to consider the three discretionary criteria you set up at the beginning of this process, you will understand why none of these proposals make any sense.

- 1.) Following the lines of political units. Jefferson County is about 1,500 people over the ideal district size. Since our existing district is most of Jefferson County, we should start there and make every effort to keep Jefferson County as whole as possible, the remaining population staying with its "Community of Interest" in Madison County.
- 2.) Following geographic boundaries. The Continental Divide separates Jefferson and Butte/Silver Bow Counties. That is a very distinct geographic boundary between our counties that should be respected.
- 3.) Keeping communities of interest intact. Many people live in Jefferson County because they don't want the impacts and influences of urban areas. Most of Jefferson County should be one district, with an area of the county South of Interstate 90 remaining as part of the district that represents Madison County. The Whitehall Elementary and Whitehall High School District both include portions of Madison County. The Jefferson Valley Rural Fire District also extends into Madison County. Kids from Jefferson County participate in 4-H and the Madison County Fair in Twin Bridges. Jefferson and Madison Counties share an MSU Extension Agent. In short, Southern Jefferson County and Northern Madison County are clearly a "Community of Interest", and should remain together.

Jefferson County is located between three large, urban counties, Lewis and Clark, Butte/Silver Bow, and Gallatin. It is important that we keep our own district so that we can maintain our proud identity. Please keep Jefferson County as whole as possible and allow a portion of Southern Jefferson County to remain with their "Community of Interest" in Northern Madison County.

Thank you for your consideration.

Name Edith French Richard L. French

Address 403 E. Yellowstone trl - Whitehall, MT 59759

TO THE MONTANA DISTRICTING AND APPORTIONMENT COMMISSION
P.O. BOX 201706 HELENA, MT 59620-1706
districting@mt.gov FAX 406-444-3036

Dear Commissioners,

As a resident of Jefferson County, I am totally opposed to having Jefferson County split up for the benefit of Butte/Silver Bow County. Each of the four plans submitted by the Montana Districting and Apportionment Commission and the plan submitted by the Democrats on the Commission all put some portion of Jefferson County into Butte/Silver Bow County. This is simply unacceptable.

If you are going to consider the three discretionary criteria you set up at the beginning of this process, you will understand why none of these proposals make any sense.

- 1.) Following the lines of political units. Jefferson County is about 1,500 people over the ideal district size. Since our existing district is most of Jefferson County, we should start there and make every effort to keep Jefferson County as whole as possible, the remain population staying with its Community of Interest in Madison County .
- 2.) Following geographic boundaries. The Continental Divide separates Jefferson and Butte/Silver Bow Counties. That is a very distinct geographic boundary between our counties that should be respected.
- 3.) Keeping communities of interest intact. Many people live in Jefferson County because they don't want the impacts and influences of urban areas. Most of Jefferson County should be one district, with an area of the county South of Interstate 90 remaining as part of the district that represents Madison County. The Whitehall Elementary and Whitehall High School District both include portions of Madison County. The Jefferson Valley Rural Fire District also extends into Madison County. Kids from Jefferson County participate in 4-H and the Madison County Fair in Twin Bridges. Jefferson and Madison Counties share an MSU Extension Agent. In short, Southern Jefferson County and Northern Madison County are clearly a "Community of Interest", and should remain together.

Jefferson County is located between three large urban counties, Lewis and Clark, Butte/Silver Bow, and Gallatin. It is important that we keep our own district so that we can maintain our proud identity. Please keep Jefferson County as whole as possible and allow a portion of Southern Jefferson County to remain with their "Community of Interest" in Northern Madison County.

Thank you for your consideration.

Name

Gyle D Nix

Address

320 N. WASHINGTON ST.

Boulder, MT 59632-1164

TO THE MONTANA DISTRICTING AND APPORTIONMENT COMMISSION
P.O. BOX 201706 HELENA, MT 59620-1706
districting@mt.gov FAX 406-444-3036

Dear Commissioners,

As a resident of Jefferson County, I am totally opposed to having Jefferson County split up for the benefit of Butte/Silver Bow County. Each of the four plans submitted by the Montana Districting and Apportionment Commission and the plan submitted by the Democrats on the Commission all put some portion of Jefferson County into Butte/Silver Bow County. This is simply unacceptable.

If you are going to consider the three discretionary criteria you set up at the beginning of this process, you will understand why none of these proposals make any sense.

- 1.) Following the lines of political units. Jefferson County is about 1,500 people over the ideal district size. Since our existing district is most of Jefferson County, we should start there and make every effort to keep Jefferson County as whole as possible, the remain population staying with its Community of Interest in Madison County.
- 2.) Following geographic boundaries. The Continental Divide separates Jefferson and Butte/Silver Bow Counties. That is a very distinct geographic boundary between our counties that should be respected.
- 3.) Keeping communities of interest intact. Many people live in Jefferson County because they don't want the impacts and influences of urban areas. Most of Jefferson County should be one district, with an area of the county South of Interstate 90 remaining as part of the district that represents Madison County. The Whitehall Elementary and Whitehall High School District both include portions of Madison County. The Jefferson Valley Rural Fire District also extends into Madison County. Kids from Jefferson County participate in 4-H and the Madison County Fair in Twin Bridges. Jefferson and Madison Counties share an MSU Extension Agent. In short, Southern Jefferson County and Northern Madison County are clearly a "Community of Interest", and should remain together.

Jefferson County is located between three large urban counties, Lewis and Clark, Butte/Silver Bow, and Gallatin. It is important that we keep our own district so that we can maintain our proud identity. Please keep Jefferson County as whole as possible and allow a portion of Southern Jefferson County to remain with their "Community of Interest" in Northern Madison County.

Thank you for your consideration.

Name

TIM McAllister

Address

P.O. Box 684 Whitehall 59759

Butte has always been & will continue to be in direct competition with Whitehall - for residents & economic development - Putting us into the BSA political system will destroy what little political pull we've had

TO THE MONTANA DISTRICTING AND APPORTIONMENT COMMISSION
P.O. BOX 201706 HELENA, MT 59620-1706
districting@mt.gov FAX 406-444-3036

Dear Commissioners,

As a resident of Jefferson County, I am totally opposed to having Jefferson County split up for the benefit of Butte/Silver Bow County. Each of the four plans submitted by the Montana Districting and Apportionment Commission and the plan submitted by the Democrats on the Commission all put some portion of Jefferson County into Butte/Silver Bow County. This is simply unacceptable.

If you are going to consider the three discretionary criteria you set up at the beginning of this process, you will understand why none of these proposals make any sense.

- 1.) Following the lines of political units. Jefferson County is about 1,500 people over the ideal district size. Since our existing district is most of Jefferson County, we should start there and make every effort to keep Jefferson County as whole as possible, the remain population staying with its Community of Interest in Madison County .
- 2.) Following geographic boundaries. The Continental Divide separates Jefferson and Butte/Silver Bow Counties. That is a very distinct geographic boundary between our counties that should be respected.
- 3.) Keeping communities of interest intact. Many people live in Jefferson County because they don't want the impacts and influences of urban areas. Most of Jefferson County should be one district, with an area of the county South of Interstate 90 remaining as part of the district that represents Madison County. The Whitehall Elementary and Whitehall High School District both include portions of Madison County. The Jefferson Valley Rural Fire District also extends into Madison County. Kids from Jefferson County participate in 4-H and the Madison County Fair in Twin Bridges. Jefferson and Madison Counties share an MSU Extension Agent. In short, Southern Jefferson County and Northern Madison County are clearly a "Community of Interest", and should remain together.

Jefferson County is located between three large urban counties, Lewis and Clark, Butte/Silver Bow, and Gallatin. It is important that we keep our own district so that we can maintain our proud identity. Please keep Jefferson County as whole as possible and allow a portion of Southern Jefferson County to remain with their "Community of Interest" in Northern Madison County.

Thank you for your consideration.

Name

Raymond J. Robinson

Address

Box 1122 W Whitehall MT 59759

TO THE MONTANA DISTRICTING AND APPORTIONMENT COMMISSION
P.O. BOX 201706 HELENA, MT 59620-1706
districting@mt.gov FAX 406-444-3036

Dear Commissioners,

As a resident of Jefferson County, I am totally opposed to having Jefferson County split up for the benefit of Butte/Silver Bow County. Each of the four plans submitted by the Montana Districting and Apportionment Commission and the plan submitted by the Democrats on the Commission all put some portion of Jefferson County into Butte/Silver Bow County. This is simply unacceptable.

If you are going to consider the three discretionary criteria you set up at the beginning of this process, you will understand why none of these proposals make any sense.

- 1.) Following the lines of political units. Jefferson County is about 1,500 people over the ideal district size. Since our existing district is most of Jefferson County, we should start there and make every effort to keep Jefferson County as whole as possible, the remain population staying with its Community of Interest in Madison County .
- 2.) Following geographic boundaries. The Continental Divide separates Jefferson and Butte/Silver Bow Counties. That is a very distinct geographic boundary between our counties that should be respected.
- 3.) Keeping communities of interest intact. Many people live in Jefferson County because they don't want the impacts and influences of urban areas. Most of Jefferson County should be one district, with an area of the county South of Interstate 90 remaining as part of the district that represents Madison County. The Whitehall Elementary and Whitehall High School District both include portions of Madison County. The Jefferson Valley Rural Fire District also extends into Madison County. Kids from Jefferson County participate in 4-H and the Madison County Fair in Twin Bridges. Jefferson and Madison Counties share an MSU Extension Agent. In short, Southern Jefferson County and Northern Madison County are clearly a "Community of Interest", and should remain together.

Jefferson County is located between three large urban counties, Lewis and Clark, Butte/Silver Bow, and Gallatin. It is important that we keep our own district so that we can maintain our proud identity. Please keep Jefferson County as whole as possible and allow a portion of Southern Jefferson County to remain with their "Community of Interest" in Northern Madison County.

Thank you for your consideration.

Name

Victoria Johnson Alfred M. Johnson

Address

99 E. Hwy 2, Whitehall, MT. 59759

TO THE MONTANA DISTRICTING AND APPORTIONMENT COMMISSION
P.O. BOX 201706 HELENA, MT 59620-1706
districting@mt.gov FAX 406-444-3036

Dear Commissioners,

As a resident of Jefferson County, I am totally opposed to having Jefferson County split up for the benefit of Butte/Silver Bow County. Each of the four plans submitted by the Montana Districting and Apportionment Commission and the plan submitted by the Democrats on the Commission all put some portion of Jefferson County into Butte/Silver Bow County. This is simply unacceptable.

If you are going to consider the three discretionary criteria you set up at the beginning of this process, you will understand why none of these proposals make any sense.

- 1.) Following the lines of political units. Jefferson County is about 1,500 people over the ideal district size. Since our existing district is most of Jefferson County, we should start there and make every effort to keep Jefferson County as whole as possible, the remain population staying with its Community of Interest in Madison County .
- 2.) Following geographic boundaries. The Continental Divide separates Jefferson and Butte/Silver Bow Counties. That is a very distinct geographic boundary between our counties that should be respected.
- 3.) Keeping communities of interest intact. Many people live in Jefferson County because they don't want the impacts and influences of urban areas. Most of Jefferson County should be one district, with an area of the county South of Interstate 90 remaining as part of the district that represents Madison County. The Whitehall Elementary and Whitehall High School District both include portions of Madison County. The Jefferson Valley Rural Fire District also extends into Madison County. Kids from Jefferson County participate in 4-H and the Madison County Fair in Twin Bridges. Jefferson and Madison Counties share an MSU Extension Agent. In short, Southern Jefferson County and Northern Madison County are clearly a "Community of Interest", and should remain together.

Jefferson County is located between three large urban counties, Lewis and Clark, Butte/Silver Bow, and Gallatin. It is important that we keep our own district so that we can maintain our proud identity. Please keep Jefferson County as whole as possible and allow a portion of Southern Jefferson County to remain with their "Community of Interest" in Northern Madison County.

Thank you for your consideration.

Name Anita Calbert

Address PO Box 1091 212 E Second St Whitehall, MT
59715

TO THE MONTANA DISTRICTING AND APPORTIONMENT COMMISSION
P.O. BOX 201706 HELENA, MT 59620-1706
districting@mt.gov FAX 406-444-3036

Dear Commissioners,

As a resident of Jefferson County, I am totally opposed to having Jefferson County split up for the benefit of Butte/Silver Bow County. Each of the four plans submitted by the Montana Districting and Apportionment Commission and the plan submitted by the Democrats on the Commission all put some portion of Jefferson County into Butte/Silver Bow County. This is simply unacceptable.

If you are going to consider the three discretionary criteria you set up at the beginning of this process, you will understand why none of these proposals make any sense.

- 1.) Following the lines of political units. Jefferson County is about 1,500 people over the ideal district size. Since our existing district is most of Jefferson County, we should start there and make every effort to keep Jefferson County as whole as possible, the remain population staying with its Community of Interest in Madison County.
- 2.) Following geographic boundaries. The Continental Divide separates Jefferson and Butte/Silver Bow Counties. That is a very distinct geographic boundary between our counties that should be respected.
- 3.) Keeping communities of interest intact. Many people live in Jefferson County because they don't want the impacts and influences of urban areas. Most of Jefferson County should be one district, with an area of the county South of Interstate 90 remaining as part of the district that represents Madison County. The Whitehall Elementary and Whitehall High School District both include portions of Madison County. The Jefferson Valley Rural Fire District also extends into Madison County. Kids from Jefferson County participate in 4-H and the Madison County Fair in Twin Bridges. Jefferson and Madison Counties share an MSU Extension Agent. In short, Southern Jefferson County and Northern Madison County are clearly a "Community of Interest", and should remain together.

Jefferson County is located between three large urban counties, Lewis and Clark, Butte/Silver Bow, and Gallatin. It is important that we keep our own district so that we can maintain our proud identity. Please keep Jefferson County as whole as possible and allow a portion of Southern Jefferson County to remain with their "Community of Interest" in Northern Madison County.

Thank you for your consideration.

Name

Address

822 Highway 2 W Whitehall MT 59759

TO THE MONTANA DISTRICTING AND APPORTIONMENT COMMISSION
P.O. BOX 201706 HELENA, MT 59620-1706
districting@mt.gov FAX 406-444-3036

Dear Commissioners,

As a resident of Jefferson County, I am totally opposed to having Jefferson County split up for the benefit of Butte/Silver Bow County. Each of the four plans submitted by the Montana Districting and Apportionment Commission and the plan submitted by the Democrats on the Commission all put some portion of Jefferson County into Butte/Silver Bow County. This is simply unacceptable.

If you are going to consider the three discretionary criteria you set up at the beginning of this process, you will understand why none of these proposals make any sense.

- 1.) Following the lines of political units. Jefferson County is about 1,500 people over the ideal district size. Since our existing district is most of Jefferson County, we should start there and make every effort to keep Jefferson County as whole as possible, the remain population staying with its Community of Interest in Madison County.
- 2.) Following geographic boundaries. The Continental Divide separates Jefferson and Butte/Silver Bow Counties. That is a very distinct geographic boundary between our counties that should be respected.
- 3.) Keeping communities of interest intact. Many people live in Jefferson County because they don't want the impacts and influences of urban areas. Most of Jefferson County should be one district, with an area of the county South of Interstate 90 remaining as part of the district that represents Madison County. The Whitehall Elementary and Whitehall High School District both include portions of Madison County. The Jefferson Valley Rural Fire District also extends into Madison County. Kids from Jefferson County participate in 4-H and the Madison County Fair in Twin Bridges. Jefferson and Madison Counties share an MSU Extension Agent. In short, Southern Jefferson County and Northern Madison County are clearly a "Community of Interest", and should remain together.

Jefferson County is located between three large urban counties, Lewis and Clark, Butte/Silver Bow, and Gallatin. It is important that we keep our own district so that we can maintain our proud identity. Please keep Jefferson County as whole as possible and allow a portion of Southern Jefferson County to remain with their "Community of Interest" in Northern Madison County.

Thank you for your consideration.

Name Marsha Trueman

Address 908 NORTH Hwy 69, Ardwell, Mt. 59721

TO THE MONTANA DISTRICTING AND APPORTIONMENT COMMISSION
PO Box 201706
Helena, MT 59620-1706

districting@mt.gov

FAX: 406-444-3036

Dear Commissioners,

As a resident of Jefferson County, I am totally opposed to having Jefferson County split up for the benefit of Butte/Silver Bow County. Each of the four plans submitted by the Montana Districting and Apportionment Commission and the plan submitted by the Democrats on the Commission all put some portion of Jefferson County into Butte/Silver Bow County. This is simply unacceptable.

If you are going to consider the three discretionary criteria you set up at the beginning of this process, you will understand why none of these proposals make any sense.

- 1.) Following the lines of political units. Jefferson County is about 1,500 people over the ideal district size. Since our existing district is most of Jefferson County, we should start there and make every effort to keep Jefferson County as whole as possible, the remaining population staying with its "Community of Interest" in Madison County.
- 2.) Following geographic boundaries. The Continental Divide separates Jefferson and Butte/Silver Bow Counties. That is a very distinct geographic boundary between our counties that should be respected.
- 3.) Keeping communities of interest intact. Many people live in Jefferson County because they don't want the impacts and influences of urban areas. Most of Jefferson County should be one district, with an area of the county South of Interstate 90 remaining as part of the district that represents Madison County. The Whitehall Elementary and Whitehall High School District both include portions of Madison County. The Jefferson Valley Rural Fire District also extends into Madison County. Kids from Jefferson County participate in 4-H and the Madison County Fair in Twin Bridges. Jefferson and Madison Counties share an MSU Extension Agent. In short, Southern Jefferson County and Northern Madison County are clearly a "Community of Interest", and should remain together.

Jefferson County is located between three large, urban counties, Lewis and Clark, Butte/Silver Bow, and Gallatin. It is important that we keep our own district so that we can maintain our proud identity. Please keep Jefferson County as whole as possible and allow a portion of Southern Jefferson County to remain with their "Community of Interest" in Northern Madison County.

Thank you for your consideration.

Name Aurice Keadler
Address Whitehall MT 677 Hwy 2 East

TO THE MONTANA DISTRICTING AND APPORTIONMENT COMMISSION
P.O. BOX 201706 HELENA, MT 59620-1706
districting@mt.gov FAX 406-444-3036

Dear Commissioners,

As a resident of Jefferson County, I am totally opposed to having Jefferson County split up for the benefit of Butte/Silver Bow County. Each of the four plans submitted by the Montana Districting and Apportionment Commission and the plan submitted by the Democrats on the Commission all put some portion of Jefferson County into Butte/Silver Bow County. This is simply unacceptable.

If you are going to consider the three discretionary criteria you set up at the beginning of this process, you will understand why none of these proposals make any sense.

- 1.) Following the lines of political units. Jefferson County is about 1,500 people over the ideal district size. Since our existing district is most of Jefferson County, we should start there and make every effort to keep Jefferson County as whole as possible, the remain population staying with its Community of Interest in Madison County .
- 2.) Following geographic boundaries. The Continental Divide separates Jefferson and Butte/Silver Bow Counties. That is a very distinct geographic boundary between our counties that should be respected.
- 3.) Keeping communities of interest intact. Many people live in Jefferson County because they don't want the impacts and influences of urban areas. Most of Jefferson County should be one district, with an area of the county South of Interstate 90 remaining as part of the district that represents Madison County. The Whitehall Elementary and Whitehall High School District both include portions of Madison County. The Jefferson Valley Rural Fire District also extends into Madison County. Kids from Jefferson County participate in 4-H and the Madison County Fair in Twin Bridges. Jefferson and Madison Counties share an MSU Extension Agent. In short, Southern Jefferson County and Northern Madison County are clearly a "Community of Interest", and should remain together.

Jefferson County is located between three large urban counties, Lewis and Clark, Butte/Silver Bow, and Gallatin. It is important that we keep our own district so that we can maintain our proud identity. Please keep Jefferson County as whole as possible and allow a portion of Southern Jefferson County to remain with their "Community of Interest" in Northern Madison County.

Thank you for your consideration.

Name Dacey Kouny
Address 11 Ranch Land RD, Whitehall, MT 59759

TO THE MONTANA DISTRICTING AND APPORTIONMENT COMMISSION
P.O. BOX 201706 HELENA, MT 59620-1706
districting@mt.gov FAX 406-444-3036

Dear Commissioners,

As a resident of Jefferson County, I am totally opposed to having Jefferson County split up for the benefit of Butte/Silver Bow County. Each of the four plans submitted by the Montana Districting and Apportionment Commission and the plan submitted by the Democrats on the Commission all put some portion of Jefferson County into Butte/Silver Bow County. This is simply unacceptable.

If you are going to consider the three discretionary criteria you set up at the beginning of this process, you will understand why none of these proposals make any sense.

- 1.) Following the lines of political units. Jefferson County is about 1,500 people over the ideal district size. Since our existing district is most of Jefferson County, we should start there and make every effort to keep Jefferson County as whole as possible, the remain population staying with its Community of Interest in Madison County.
- 2.) Following geographic boundaries. The Continental Divide separates Jefferson and Butte/Silver Bow Counties. That is a very distinct geographic boundary between our counties that should be respected.
- 3.) Keeping communities of interest intact. Many people live in Jefferson County because they don't want the impacts and influences of urban areas. Most of Jefferson County should be one district, with an area of the county South of Interstate 90 remaining as part of the district that represents Madison County. The Whitehall Elementary and Whitehall High School District both include portions of Madison County. The Jefferson Valley Rural Fire District also extends into Madison County. Kids from Jefferson County participate in 4-H and the Madison County Fair in Twin Bridges. Jefferson and Madison Counties share an MSU Extension Agent. In short, Southern Jefferson County and Northern Madison County are clearly a "Community of Interest", and should remain together.

Jefferson County is located between three large urban counties, Lewis and Clark, Butte/Silver Bow, and Gallatin. It is important that we keep our own district so that we can maintain our proud identity. Please keep Jefferson County as whole as possible and allow a portion of Southern Jefferson County to remain with their "Community of Interest" in Northern Madison County.

Thank you for your consideration.

Name

Address

Neil Jensen
138 Koontz Road, Whitehall MT 59159

TO THE MONTANA DISTRICTING AND APPORTIONMENT COMMISSION
P.O. BOX 201706 HELENA, MT 59620-1706
districting@mt.gov FAX 406-444-3036

Dear Commissioners,

As a resident of Jefferson County, I am totally opposed to having Jefferson County split up for the benefit of Butte/Silver Bow County. Each of the four plans submitted by the Montana Districting and Apportionment Commission and the plan submitted by the Democrats on the Commission all put some portion of Jefferson County into Butte/Silver Bow County. This is simply unacceptable.

If you are going to consider the three discretionary criteria you set up at the beginning of this process, you will understand why none of these proposals make any sense.

- 1.) Following the lines of political units. Jefferson County is about 1,500 people over the ideal district size. Since our existing district is most of Jefferson County, we should start there and make every effort to keep Jefferson County as whole as possible, the remain population staying with its Community of Interest in Madison County.
- 2.) Following geographic boundaries. The Continental Divide separates Jefferson and Butte/Silver Bow Counties. That is a very distinct geographic boundary between our counties that should be respected.
- 3.) Keeping communities of interest intact. Many people live in Jefferson County because they don't want the impacts and influences of urban areas. Most of Jefferson County should be one district, with an area of the county South of Interstate 90 remaining as part of the district that represents Madison County. The Whitehall Elementary and Whitehall High School District both include portions of Madison County. The Jefferson Valley Rural Fire District also extends into Madison County. Kids from Jefferson County participate in 4-H and the Madison County Fair in Twin Bridges. Jefferson and Madison Counties share an MSU Extension Agent. In short, Southern Jefferson County and Northern Madison County are clearly a "Community of Interest", and should remain together.

Jefferson County is located between three large urban counties, Lewis and Clark, Butte/Silver Bow, and Gallatin. It is important that we keep our own district so that we can maintain our proud identity. Please keep Jefferson County as whole as possible and allow a portion of Southern Jefferson County to remain with their "Community of Interest" in Northern Madison County.

Thank you for your consideration.

Name

Address

Georganna Vanish
16 Rocky Mt DR. Whitehall

HELL NO!!

TO THE MONTANA DISTRICTING AND APPORTIONMENT COMMISSION
P.O. BOX 201706 HELENA, MT 59620-1706
districting@mt.gov FAX 406-444-3036

Dear Commissioners,

As a resident of Jefferson County, I am totally opposed to having Jefferson County split up for the benefit of Butte/Silver Bow County. Each of the four plans submitted by the Montana Districting and Apportionment Commission and the plan submitted by the Democrats on the Commission all put some portion of Jefferson County into Butte/Silver Bow County. This is simply unacceptable.

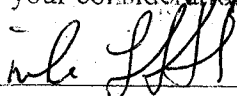
If you are going to consider the three discretionary criteria you set up at the beginning of this process, you will understand why none of these proposals make any sense.

- 1.) Following the lines of political units. Jefferson County is about 1,500 people over the ideal district size. Since our existing district is most of Jefferson County, we should start there and make every effort to keep Jefferson County as whole as possible, the remain population staying with its Community of Interest in Madison County.
- 2.) Following geographic boundaries. The Continental Divide separates Jefferson and Butte/Silver Bow Counties. That is a very distinct geographic boundary between our counties that should be respected.
- 3.) Keeping communities of interest intact. Many people live in Jefferson County because they don't want the impacts and influences of urban areas. Most of Jefferson County should be one district, with an area of the county South of Interstate 90 remaining as part of the district that represents Madison County. The Whitehall Elementary and Whitehall High School District both include portions of Madison County. The Jefferson Valley Rural Fire District also extends into Madison County. Kids from Jefferson County participate in 4-H and the Madison County Fair in Twin Bridges. Jefferson and Madison Counties share an MSU Extension Agent. In short, Southern Jefferson County and Northern Madison County are clearly a "Community of Interest", and should remain together.

Jefferson County is located between three large urban counties, Lewis and Clark, Butte/Silver Bow, and Gallatin. It is important that we keep our own district so that we can maintain our proud identity. Please keep Jefferson County as whole as possible and allow a portion of Southern Jefferson County to remain with their "Community of Interest" in Northern Madison County.

Thank you for your consideration.

Name



MIKE LANKFORD

Address

16 Rocky MT. DR. WHITEHALL MT

TO THE MONTANA DISTRICTING AND APPORTIONMENT COMMISSION
P.O. BOX 201706 HELENA, MT 59620-1706
districting@mt.gov FAX 406-444-3036

Dear Commissioners,

As a resident of Jefferson County, I am totally opposed to having Jefferson County split up for the benefit of Butte/Silver Bow County. Each of the four plans submitted by the Montana Districting and Apportionment Commission and the plan submitted by the Democrats on the Commission all put some portion of Jefferson County into Butte/Silver Bow County. This is simply unacceptable.

If you are going to consider the three discretionary criteria you set up at the beginning of this process, you will understand why none of these proposals make any sense.

- 1.) Following the lines of political units. Jefferson County is about 1,500 people over the ideal district size. Since our existing district is most of Jefferson County, we should start there and make every effort to keep Jefferson County as whole as possible, the remain population staying with its Community of Interest in Madison County .
- 2.) Following geographic boundaries. The Continental Divide separates Jefferson and Butte/Silver Bow Counties. That is a very distinct geographic boundary between our counties that should be respected.
- 3.) Keeping communities of interest intact. Many people live in Jefferson County because they don't want the impacts and influences of urban areas. Most of Jefferson County should be one district, with an area of the county South of Interstate 90 remaining as part of the district that represents Madison County. The Whitehall Elementary and Whitehall High School District both include portions of Madison County. The Jefferson Valley Rural Fire District also extends into Madison County. Kids from Jefferson County participate in 4-H and the Madison County Fair in Twin Bridges. Jefferson and Madison Counties share an MSU Extension Agent. In short, Southern Jefferson County and Northern Madison County are clearly a "Community of Interest", and should remain together.

Jefferson County is located between three large urban counties, Lewis and Clark, Butte/Silver Bow, and Gallatin. It is important that we keep our own district so that we can maintain our proud identity. Please keep Jefferson County as whole as possible and allow a portion of Southern Jefferson County to remain with their "Community of Interest" in Northern Madison County.

Thank you for your consideration.

Name

Lottie Vossler - Lottie Vossler

Address

200 Sherman - Boulder mt 59632
PO Box 350

TO THE MONTANA DISTRICTING AND APPORTIONMENT COMMISSION
P.O. BOX 201706 HELENA, MT 59620-1706
districting@mt.gov FAX 406-444-3036

Dear Commissioners,

As a resident of Jefferson County, I am totally opposed to having Jefferson County split up for the benefit of Butte/Silver Bow County. Each of the four plans submitted by the Montana Districting and Apportionment Commission and the plan submitted by the Democrats on the Commission all put some portion of Jefferson County into Butte/Silver Bow County. This is simply unacceptable.

If you are going to consider the three discretionary criteria you set up at the beginning of this process, you will understand why none of these proposals make any sense.

- 1.) Following the lines of political units. Jefferson County is about 1,500 people over the ideal district size. Since our existing district is most of Jefferson County, we should start there and make every effort to keep Jefferson County as whole as possible, the remain population staying with its Community of Interest in Madison County .
- 2.) Following geographic boundaries. The Continental Divide separates Jefferson and Butte/Silver Bow Counties. That is a very distinct geographic boundary between our counties that should be respected.
- 3.) Keeping communities of interest intact. Many people live in Jefferson County because they don't want the impacts and influences of urban areas. Most of Jefferson County should be one district, with an area of the county South of Interstate 90 remaining as part of the district that represents Madison County. The Whitehall Elementary and Whitehall High School District both include portions of Madison County. The Jefferson Valley Rural Fire District also extends into Madison County. Kids from Jefferson County participate in 4-H and the Madison County Fair in Twin Bridges. Jefferson and Madison Counties share an MSU Extension Agent. In short, Southern Jefferson County and Northern Madison County are clearly a "Community of Interest", and should remain together.

Jefferson County is located between three large urban counties, Lewis and Clark, Butte/Silver Bow, and Gallatin. It is important that we keep our own district so that we can maintain our proud identity. Please keep Jefferson County as whole as possible and allow a portion of Southern Jefferson County to remain with their "Community of Interest" in Northern Madison County.

Thank you for your consideration.

Name

Grace County

Address

830 Pt of Rocks Rd
Whitehall, MT
59759

TO THE MONTANA DISTRICTING AND APPORTIONMENT COMMISSION
P.O. BOX 201706 HELENA, MT 59620-1706
districting@mt.gov FAX 406-444-3036

Dear Commissioners,

As a resident of Jefferson County, I am totally opposed to having Jefferson County split up for the benefit of Butte/Silver Bow County. Each of the four plans submitted by the Montana Districting and Apportionment Commission and the plan submitted by the Democrats on the Commission all put some portion of Jefferson County into Butte/Silver Bow County. This is simply unacceptable.

If you are going to consider the three discretionary criteria you set up at the beginning of this process, you will understand why none of these proposals make any sense.

- 1.) Following the lines of political units. Jefferson County is about 1,500 people over the ideal district size. Since our existing district is most of Jefferson County, we should start there and make every effort to keep Jefferson County as whole as possible, the remain population staying with its Community of Interest in Madison County .
- 2.) Following geographic boundaries. The Continental Divide separates Jefferson and Butte/Silver Bow Counties. That is a very distinct geographic boundary between our counties that should be respected.
- 3.) Keeping communities of interest intact. Many people live in Jefferson County because they don't want the impacts and influences of urban areas. Most of Jefferson County should be one district, with an area of the county South of Interstate 90 remaining as part of the district that represents Madison County. The Whitehall Elementary and Whitehall High School District both include portions of Madison County. The Jefferson Valley Rural Fire District also extends into Madison County. Kids from Jefferson County participate in 4-H and the Madison County Fair in Twin Bridges. Jefferson and Madison Counties share an MSU Extension Agent. In short, Southern Jefferson County and Northern Madison County are clearly a "Community of Interest", and should remain together.

Jefferson County is located between three large urban counties, Lewis and Clark, Butte/Silver Bow, and Gallatin. It is important that we keep our own district so that we can maintain our proud identity. Please keep Jefferson County as whole as possible and allow a portion of Southern Jefferson County to remain with their "Community of Interest" in Northern Madison County.

Thank you for your consideration.

Name

John Kountz John Kountz

Address

830 pt. of Rocks Rd. Whitehall, mt.

TO THE MONTANA DISTRICTING AND APPORTIONMENT COMMISSION
P.O. BOX 201706 HELENA, MT 59620-1706
districting@mt.gov FAX 406-444-3036

Dear Commissioners,

As a resident of Jefferson County, I am totally opposed to having Jefferson County split up for the benefit of Butte/Silver Bow County. Each of the four plans submitted by the Montana Districting and Apportionment Commission and the plan submitted by the Democrats on the Commission all put some portion of Jefferson County into Butte/Silver Bow County. This is simply unacceptable.

If you are going to consider the three discretionary criteria you set up at the beginning of this process, you will understand why none of these proposals make any sense.

- 1.) Following the lines of political units. Jefferson County is about 1,500 people over the ideal district size. Since our existing district is most of Jefferson County, we should start there and make every effort to keep Jefferson County as whole as possible, the remain population staying with its Community of Interest in Madison County.
- 2.) Following geographic boundaries. The Continental Divide separates Jefferson and Butte/Silver Bow Counties. That is a very distinct geographic boundary between our counties that should be respected.
- 3.) Keeping communities of interest intact. Many people live in Jefferson County because they don't want the impacts and influences of urban areas. Most of Jefferson County should be one district, with an area of the county South of Interstate 90 remaining as part of the district that represents Madison County. The Whitehall Elementary and Whitehall High School District both include portions of Madison County. The Jefferson Valley Rural Fire District also extends into Madison County. Kids from Jefferson County participate in 4-H and the Madison County Fair in Twin Bridges. Jefferson and Madison Counties share an MSU Extension Agent. In short, Southern Jefferson County and Northern Madison County are clearly a "Community of Interest", and should remain together.

Jefferson County is located between three large urban counties, Lewis and Clark, Butte/Silver Bow, and Gallatin. It is important that we keep our own district so that we can maintain our proud identity. Please keep Jefferson County as whole as possible and allow a portion of Southern Jefferson County to remain with their "Community of Interest" in Northern Madison County.

Thank you for your consideration.

Name Wendy N. Adams

Address 409 E. Legion #14 (P.O. Box 1025) Whitehall, MT

TO THE MONTANA DISTRICTING AND APPORTIONMENT COMMISSION
P.O. BOX 201706 HELENA, MT 59620-1706
districting@mt.gov FAX 406-444-3036

Dear Commissioners,

As a resident of Jefferson County, I am totally opposed to having Jefferson County split up for the benefit of Butte/Silver Bow County. Each of the four plans submitted by the Montana Districting and Apportionment Commission and the plan submitted by the Democrats on the Commission all put some portion of Jefferson County into Butte/Silver Bow County. This is simply unacceptable.

If you are going to consider the three discretionary criteria you set up at the beginning of this process, you will understand why none of these proposals make any sense.

- 1.) Following the lines of political units. Jefferson County is about 1,500 people over the ideal district size. Since our existing district is most of Jefferson County, we should start there and make every effort to keep Jefferson County as whole as possible, the remain population staying with its Community of Interest in Madison County.
- 2.) Following geographic boundaries. The Continental Divide separates Jefferson and Butte/Silver Bow Counties. That is a very distinct geographic boundary between our counties that should be respected.
- 3.) Keeping communities of interest intact. Many people live in Jefferson County because they don't want the impacts and influences of urban areas. Most of Jefferson County should be one district, with an area of the county South of Interstate 90 remaining as part of the district that represents Madison County. The Whitehall Elementary and Whitehall High School District both include portions of Madison County. The Jefferson Valley Rural Fire District also extends into Madison County. Kids from Jefferson County participate in 4-H and the Madison County Fair in Twin Bridges. Jefferson and Madison Counties share an MSU Extension Agent. In short, Southern Jefferson County and Northern Madison County are clearly a "Community of Interest", and should remain together.

Jefferson County is located between three large urban counties, Lewis and Clark, Butte/Silver Bow, and Gallatin. It is important that we keep our own district so that we can maintain our proud identity. Please keep Jefferson County as whole as possible and allow a portion of Southern Jefferson County to remain with their "Community of Interest" in Northern Madison County.

Thank you for your consideration.

Name Kristi L. Wilson / Kristi L. Wilson
Address 101 S. Main St. Whitehall, MT

TO THE MONTANA DISTRICTING AND APPORTIONMENT COMMISSION
P.O. BOX 201706 HELENA, MT 59620-1706
districting@mt.gov FAX 406-444-3036

Dear Commissioners,

As a resident of Jefferson County, I am totally opposed to having Jefferson County split up for the benefit of Butte/Silver Bow County. Each of the four plans submitted by the Montana Districting and Apportionment Commission and the plan submitted by the Democrats on the Commission all put some portion of Jefferson County into Butte/Silver Bow County. This is simply unacceptable.

If you are going to consider the three discretionary criteria you set up at the beginning of this process, you will understand why none of these proposals make any sense.

- 1.) Following the lines of political units. Jefferson County is about 1,500 people over the ideal district size. Since our existing district is most of Jefferson County, we should start there and make every effort to keep Jefferson County as whole as possible, the remain population staying with its Community of Interest in Madison County.
- 2.) Following geographic boundaries. The Continental Divide separates Jefferson and Butte/Silver Bow Counties. That is a very distinct geographic boundary between our counties that should be respected.
- 3.) Keeping communities of interest intact. Many people live in Jefferson County because they don't want the impacts and influences of urban areas. Most of Jefferson County should be one district, with an area of the county South of Interstate 90 remaining as part of the district that represents Madison County. The Whitehall Elementary and Whitehall High School District both include portions of Madison County. The Jefferson Valley Rural Fire District also extends into Madison County. Kids from Jefferson County participate in 4-H and the Madison County Fair in Twin Bridges. Jefferson and Madison Counties share an MSU Extension Agent. In short, Southern Jefferson County and Northern Madison County are clearly a "Community of Interest", and should remain together.

Jefferson County is located between three large urban counties, Lewis and Clark, Butte/Silver Bow, and Gallatin. It is important that we keep our own district so that we can maintain our proud identity. Please keep Jefferson County as whole as possible and allow a portion of Southern Jefferson County to remain with their "Community of Interest" in Northern Madison County.

Thank you for your consideration.

Name Keelan S Wilson, Kuba S
Address 101 S. Main St. Whitehall, MT

TO THE MONTANA DISTRICTING AND APPORTIONMENT COMMISSION
PO Box 201706
Helena, MT 59620-1706

districting@mt.gov

FAX: 406-444-3036

Dear Commissioners,

As a resident of Jefferson County, I am totally opposed to having Jefferson County split up for the benefit of Butte/Silver Bow County. Each of the four plans submitted by the Montana Districting and Apportionment Commission and the plan submitted by the Democrats on the Commission all put some portion of Jefferson County into Butte/Silver Bow County. This is simply unacceptable.

If you are going to consider the three discretionary criteria you set up at the beginning of this process, you will understand why none of these proposals make any sense.

- 1.) Following the lines of political units. Jefferson County is about 1,500 people over the ideal district size. Since our existing district is most of Jefferson County, we should start there and make every effort to keep Jefferson County as whole as possible, the remaining population staying with its "Community of Interest" in Madison County.
- 2.) Following geographic boundaries. The Continental Divide separates Jefferson and Butte/Silver Bow Counties. That is a very distinct geographic boundary between our counties that should be respected.
- 3.) Keeping communities of interest intact. Many people live in Jefferson County because they don't want the impacts and influences of urban areas. Most of Jefferson County should be one district, with an area of the county South of Interstate 90 remaining as part of the district that represents Madison County. The Whitehall Elementary and Whitehall High School District both include portions of Madison County. The Jefferson Valley Rural Fire District also extends into Madison County. Kids from Jefferson County participate in 4-H and the Madison County Fair in Twin Bridges. Jefferson and Madison Counties share an MSU Extension Agent. In short, Southern Jefferson County and Northern Madison County are clearly a "Community of Interest", and should remain together.

Jefferson County is located between three large, urban counties, Lewis and Clark, Butte/Silver Bow, and Gallatin. It is important that we keep our own district so that we can maintain our proud identity. Please keep Jefferson County as whole as possible and allow a portion of Southern Jefferson County to remain with their "Community of Interest" in Northern Madison County.

Thank you for your consideration.

Name

RAYMOND R. WANKER

Address

500 VALLEY VIEW DRIVE, WHITEHALL

TO THE MONTANA DISTRICTING AND APPORTIONMENT COMMISSION
P.O. BOX 201706 HELENA, MT 59620-1706
districting@mt.gov FAX 406-444-3036

Dear Commissioners,

As a resident of Jefferson County, I am totally opposed to having Jefferson County split up for the benefit of Butte/Silver Bow County. Each of the four plans submitted by the Montana Districting and Apportionment Commission and the plan submitted by the Democrats on the Commission all put some portion of Jefferson County into Butte/Silver Bow County. This is simply unacceptable.

If you are going to consider the three discretionary criteria you set up at the beginning of this process, you will understand why none of these proposals make any sense.

- 1.) Following the lines of political units. Jefferson County is about 1,500 people over the ideal district size. Since our existing district is most of Jefferson County, we should start there and make every effort to keep Jefferson County as whole as possible, the remain population staying with its Community of Interest in Madison County.
- 2.) Following geographic boundaries. The Continental Divide separates Jefferson and Butte/Silver Bow Counties. That is a very distinct geographic boundary between our counties that should be respected.
- 3.) Keeping communities of interest intact. Many people live in Jefferson County because they don't want the impacts and influences of urban areas. Most of Jefferson County should be one district, with an area of the county South of Interstate 90 remaining as part of the district that represents Madison County. The Whitehall Elementary and Whitehall High School District both include portions of Madison County. The Jefferson Valley Rural Fire District also extends into Madison County. Kids from Jefferson County participate in 4-H and the Madison County Fair in Twin Bridges. Jefferson and Madison Counties share an MSU Extension Agent. In short, Southern Jefferson County and Northern Madison County are clearly a "Community of Interest", and should remain together.

Jefferson County is located between three large urban counties, Lewis and Clark, Butte/Silver Bow, and Gallatin. It is important that we keep our own district so that we can maintain our proud identity. Please keep Jefferson County as whole as possible and allow a portion of Southern Jefferson County to remain with their "Community of Interest" in Northern Madison County.

Thank you for your consideration.

Name Leonard Helling
Address 123 Whitehall Rd Whitehall 59709

TO THE MONTANA DISTRICTING AND APPORTIONMENT COMMISSION
PO Box 201706
Helena, MT 59620-1706

districting@mt.gov

FAX: 406-444-3036

Dear Commissioners,

As a resident of Jefferson County, I am totally opposed to having Jefferson County split up for the benefit of Butte/Silver Bow County. Each of the four plans submitted by the Montana Districting and Apportionment Commission and the plan submitted by the Democrats on the Commission all put some portion of Jefferson County into Butte/Silver Bow County. This is simply unacceptable.

If you are going to consider the three discretionary criteria you set up at the beginning of this process, you will understand why none of these proposals make any sense.

- 1.) Following the lines of political units. Jefferson County is about 1,500 people over the ideal district size. Since our existing district is most of Jefferson County, we should start there and make every effort to keep Jefferson County as whole as possible, the remaining population staying with its "Community of Interest" in Madison County.
- 2.) Following geographic boundaries. The Continental Divide separates Jefferson and Butte/Silver Bow Counties. That is a very distinct geographic boundary between our counties that should be respected.
- 3.) Keeping communities of interest intact. Many people live in Jefferson County because they don't want the impacts and influences of urban areas. Most of Jefferson County should be one district, with an area of the county South of Interstate 90 remaining as part of the district that represents Madison County. The Whitehall Elementary and Whitehall High School District both include portions of Madison County. The Jefferson Valley Rural Fire District also extends into Madison County. Kids from Jefferson County participate in 4-H and the Madison County Fair in Twin Bridges. Jefferson and Madison Counties share an MSU Extension Agent. In short, Southern Jefferson County and Northern Madison County are clearly a "Community of Interest", and should remain together.

Jefferson County is located between three large, urban counties, Lewis and Clark, Butte/Silver Bow, and Gallatin. It is important that we keep our own district so that we can maintain our proud identity. Please keep Jefferson County as whole as possible and allow a portion of Southern Jefferson County to remain with their "Community of Interest" in Northern Madison County.

Thank you for your consideration.

Name Patty DeSage 

Address 303 Whitetail Rd. P.O. Box 928
Whitehall, MT 59759

TO THE MONTANA DISTRICTING AND APPORTIONMENT COMMISSION
PO Box 201706
Helena, MT 59620-1706

districting@mt.gov

FAX: 406-444-3036

Dear Commissioners,

As a resident of Jefferson County, I am totally opposed to having Jefferson County split up for the benefit of Butte/Silver Bow County. Each of the four plans submitted by the Montana Districting and Apportionment Commission and the plan submitted by the Democrats on the Commission all put some portion of Jefferson County into Butte/Silver Bow County. This is simply unacceptable.

If you are going to consider the three discretionary criteria you set up at the beginning of this process, you will understand why none of these proposals make any sense.

- 1.) Following the lines of political units. Jefferson County is about 1,500 people over the ideal district size. Since our existing district is most of Jefferson County, we should start there and make every effort to keep Jefferson County as whole as possible, the remaining population staying with its "Community of Interest" in Madison County.
- 2.) Following geographic boundaries. The Continental Divide separates Jefferson and Butte/Silver Bow Counties. That is a very distinct geographic boundary between our counties that should be respected.
- 3.) Keeping communities of interest intact. Many people live in Jefferson County because they don't want the impacts and influences of urban areas. Most of Jefferson County should be one district, with an area of the county South of Interstate 90 remaining as part of the district that represents Madison County. The Whitehall Elementary and Whitehall High School District both include portions of Madison County. The Jefferson Valley Rural Fire District also extends into Madison County. Kids from Jefferson County participate in 4-H and the Madison County Fair in Twin Bridges. Jefferson and Madison Counties share an MSU Extension Agent. In short, Southern Jefferson County and Northern Madison County are clearly a "Community of Interest", and should remain together.

Jefferson County is located between three large, urban counties, Lewis and Clark, Butte/Silver Bow, and Gallatin. It is important that we keep our own district so that we can maintain our proud identity. Please keep Jefferson County as whole as possible and allow a portion of Southern Jefferson County to remain with their "Community of Interest" in Northern Madison County.

Thank you for your consideration.

Name

Greg DeSays

Address

PO-Box 528 Whitehall, MT 59759
503 Whitehall Rd

TO THE MONTANA DISTRICTING AND APPORTIONMENT COMMISSION
PO Box 201706
Helena, MT 59620-1706

districting@mt.gov

FAX: 406-444-3036

Dear Commissioners,

As a resident of Jefferson County, I am totally opposed to having Jefferson County split up for the benefit of Butte/Silver Bow County. Each of the four plans submitted by the Montana Districting and Apportionment Commission and the plan submitted by the Democrats on the Commission all put some portion of Jefferson County into Butte/Silver Bow County. This is simply unacceptable.

If you are going to consider the three discretionary criteria you set up at the beginning of this process, you will understand why none of these proposals make any sense.

- 1.) Following the lines of political units. Jefferson County is about 1,500 people over the ideal district size. Since our existing district is most of Jefferson County, we should start there and make every effort to keep Jefferson County as whole as possible, the remaining population staying with its "Community of Interest" in Madison County.
- 2.) Following geographic boundaries. The Continental Divide separates Jefferson and Butte/Silver Bow Counties. That is a very distinct geographic boundary between our counties that should be respected.
- 3.) Keeping communities of interest intact. Many people live in Jefferson County because they don't want the impacts and influences of urban areas. Most of Jefferson County should be one district, with an area of the county South of Interstate 90 remaining as part of the district that represents Madison County. The Whitehall Elementary and Whitehall High School District both include portions of Madison County. The Jefferson Valley Rural Fire District also extends into Madison County. Kids from Jefferson County participate in 4-H and the Madison County Fair in Twin Bridges. Jefferson and Madison Counties share an MSU Extension Agent. In short, Southern Jefferson County and Northern Madison County are clearly a "Community of Interest", and should remain together.

Jefferson County is located between three large, urban counties, Lewis and Clark, Butte/Silver Bow, and Gallatin. It is important that we keep our own district so that we can maintain our proud identity. Please keep Jefferson County as whole as possible and allow a portion of Southern Jefferson County to remain with their "Community of Interest" in Northern Madison County.

Thank you for your consideration,

Name

John Thomas

Address

508 Valley View Drive Whitehall

TO THE MONTANA DISTRICTING AND APPORTIONMENT COMMISSION
PO Box 201706
Helena, MT 59620-1706

districting@mt.gov

FAX: 406-444-3036

Dear Commissioners,

As a resident of Jefferson County, I am totally opposed to having Jefferson County split up for the benefit of Butte/Silver Bow County. Each of the four plans submitted by the Montana Districting and Apportionment Commission and the plan submitted by the Democrats on the Commission all put some portion of Jefferson County into Butte/Silver Bow County. This is simply unacceptable.

If you are going to consider the three discretionary criteria you set up at the beginning of this process, you will understand why none of these proposals make any sense.

- 1.) Following the lines of political units. Jefferson County is about 1,500 people over the ideal district size. Since our existing district is most of Jefferson County, we should start there and make every effort to keep Jefferson County as whole as possible, the remaining population staying with its "Community of Interest" in Madison County.
- 2.) Following geographic boundaries. The Continental Divide separates Jefferson and Butte/Silver Bow Counties. That is a very distinct geographic boundary between our counties that should be respected.
- 3.) Keeping communities of interest intact. Many people live in Jefferson County because they don't want the impacts and influences of urban areas. Most of Jefferson County should be one district, with an area of the county South of Interstate 90 remaining as part of the district that represents Madison County. The Whitehall Elementary and Whitehall High School District both include portions of Madison County. The Jefferson Valley Rural Fire District also extends into Madison County. Kids from Jefferson County participate in 4-H and the Madison County Fair in Twin Bridges. Jefferson and Madison Counties share an MSU Extension Agent. In short, Southern Jefferson County and Northern Madison County are clearly a "Community of Interest", and should remain together.

Jefferson County is located between three large, urban counties, Lewis and Clark, Butte/Silver Bow, and Gallatin. It is important that we keep our own district so that we can maintain our proud identity. Please keep Jefferson County as whole as possible and allow a portion of Southern Jefferson County to remain with their "Community of Interest" in Northern Madison County.

Thank you for your consideration.

Name

Jacqueline Wherry

Address

508 Valley View Drive (PO Box 367) Whitehall

I know printed letters have less impact than hand-written letters but I whole heartedly agree with all the points listed above

JW

TO THE MONTANA DISTRICTING AND APPORTIONMENT COMMISSION
PO Box 201706
Helena, MT 59620-1706

districting@mt.gov

FAX: 406-444-3036

Dear Commissioners,

As a resident of Jefferson County, I am totally opposed to having Jefferson County split up for the benefit of Butte/Silver Bow County. Each of the four plans submitted by the Montana Districting and Apportionment Commission and the plan submitted by the Democrats on the Commission all put some portion of Jefferson County into Butte/Silver Bow County. This is simply unacceptable.

If you are going to consider the three discretionary criteria you set up at the beginning of this process, you will understand why none of these proposals make any sense.

- 1.) Following the lines of political units. Jefferson County is about 1,500 people over the ideal district size. Since our existing district is most of Jefferson County, we should start there and make every effort to keep Jefferson County as whole as possible, the remaining population staying with its "Community of Interest" in Madison County.
- 2.) Following geographic boundaries. The Continental Divide separates Jefferson and Butte/Silver Bow Counties. That is a very distinct geographic boundary between our counties that should be respected.
- 3.) Keeping communities of interest intact. Many people live in Jefferson County because they don't want the impacts and influences of urban areas. Most of Jefferson County should be one district, with an area of the county South of Interstate 90 remaining as part of the district that represents Madison County. The Whitehall Elementary and Whitehall High School District both include portions of Madison County. The Jefferson Valley Rural Fire District also extends into Madison County. Kids from Jefferson County participate in 4-H and the Madison County Fair in Twin Bridges. Jefferson and Madison Counties share an MSU Extension Agent. In short, Southern Jefferson County and Northern Madison County are clearly a "Community of Interest", and should remain together.

Jefferson County is located between three large, urban counties, Lewis and Clark, Butte/Silver Bow, and Gallatin. It is important that we keep our own district so that we can maintain our proud identity. Please keep Jefferson County as whole as possible and allow a portion of Southern Jefferson County to remain with their "Community of Interest" in Northern Madison County.

Thank you for your consideration.

Name

Judith M. Hedegaard (Judith M. Hedegaard)

Address

PO Box 333 Whitehall Mt. 59759

TO THE MONTANA DISTRICTING AND APPORTIONMENT COMMISSION
PO Box 201706
Helena, MT 59620-1706

districting@mt.gov

FAX: 406-444-3036

Dear Commissioners,

As a resident of Jefferson County, I am totally opposed to having Jefferson County split up for the benefit of Butte/Silver Bow County. Each of the four plans submitted by the Montana Districting and Apportionment Commission and the plan submitted by the Democrats on the Commission all put some portion of Jefferson County into Butte/Silver Bow County. This is simply unacceptable.

If you are going to consider the three discretionary criteria you set up at the beginning of this process, you will understand why none of these proposals make any sense.

- 1.) Following the lines of political units. Jefferson County is about 1,500 people over the ideal district size. Since our existing district is most of Jefferson County, we should start there and make every effort to keep Jefferson County as whole as possible, the remaining population staying with its "Community of Interest" in Madison County.
- 2.) Following geographic boundaries. The Continental Divide separates Jefferson and Butte/Silver Bow Counties. That is a very distinct geographic boundary between our counties that should be respected.
- 3.) Keeping communities of interest intact. Many people live in Jefferson County because they don't want the impacts and influences of urban areas. Most of Jefferson County should be one district, with an area of the county South of Interstate 90 remaining as part of the district that represents Madison County. The Whitehall Elementary and Whitehall High School District both include portions of Madison County. The Jefferson Valley Rural Fire District also extends into Madison County. Kids from Jefferson County participate in 4-H and the Madison County Fair in Twin Bridges. Jefferson and Madison Counties share an MSU Extension Agent. In short, Southern Jefferson County and Northern Madison County are clearly a "Community of Interest", and should remain together.

Jefferson County is located between three large, urban counties, Lewis and Clark, Butte/Silver Bow, and Gallatin. It is important that we keep our own district so that we can maintain our proud identity. Please keep Jefferson County as whole as possible and allow a portion of Southern Jefferson County to remain with their "Community of Interest" in Northern Madison County.

Thank you for your consideration.

Name Ervin L. Hedegaard (ERVIN L. HEDEGAARD)

Address PO Box 333, Whitehall, MT 59759

TO THE MONTANA DISTRICTING AND APPORTIONMENT COMMISSION
PO Box 201706
Helena, MT 59620-1706

districting@mt.gov

FAX: 406-444-3036

Dear Commissioners,

As a resident of Jefferson County, I am totally opposed to having Jefferson County split up for the benefit of Butte/Silver Bow County. Each of the four plans submitted by the Montana Districting and Apportionment Commission and the plan submitted by the Democrats on the Commission all put some portion of Jefferson County into Butte/Silver Bow County. This is simply unacceptable.

If you are going to consider the three discretionary criteria you set up at the beginning of this process, you will understand why none of these proposals make any sense.

- 1.) Following the lines of political units. Jefferson County is about 1,500 people over the ideal district size. Since our existing district is most of Jefferson County, we should start there and make every effort to keep Jefferson County as whole as possible, the remaining population staying with its "Community of Interest" in Madison County.
- 2.) Following geographic boundaries. The Continental Divide separates Jefferson and Butte/Silver Bow Counties. That is a very distinct geographic boundary between our counties that should be respected.
- 3.) Keeping communities of interest intact. Many people live in Jefferson County because they don't want the impacts and influences of urban areas. Most of Jefferson County should be one district, with an area of the county South of Interstate 90 remaining as part of the district that represents Madison County. The Whitehall Elementary and Whitehall High School District both include portions of Madison County. The Jefferson Valley Rural Fire District also extends into Madison County. Kids from Jefferson County participate in 4-H and the Madison County Fair in Twin Bridges. Jefferson and Madison Counties share an MSU Extension Agent. In short, Southern Jefferson County and Northern Madison County are clearly a "Community of Interest", and should remain together.

Jefferson County is located between three large, urban counties, Lewis and Clark, Butte/Silver Bow, and Gallatin. It is important that we keep our own district so that we can maintain our proud identity. Please keep Jefferson County as whole as possible and allow a portion of Southern Jefferson County to remain with their "Community of Interest" in Northern Madison County.

Thank you for your consideration.

Name

Linda Aspin

Address

20 Rocky, White

Whitehall, MT 59759

TO THE MONTANA DISTRICTING AND APPORTIONMENT COMMISSION
PO Box 201706
Helena, MT 59620-1706

districting@mt.gov

FAX: 406-444-3036

Dear Commissioners,

As a resident of Jefferson County, I am totally opposed to having Jefferson County split up for the benefit of Butte/Silver Bow County. Each of the four plans submitted by the Montana Districting and Apportionment Commission and the plan submitted by the Democrats on the Commission all put some portion of Jefferson County into Butte/Silver Bow County. This is simply unacceptable.

If you are going to consider the three discretionary criteria you set up at the beginning of this process, you will understand why none of these proposals make any sense.

- 1.) Following the lines of political units. Jefferson County is about 1,500 people over the ideal district size. Since our existing district is most of Jefferson County, we should start there and make every effort to keep Jefferson County as whole as possible, the remaining population staying with its "Community of Interest" in Madison County.
- 2.) Following geographic boundaries. The Continental Divide separates Jefferson and Butte/Silver Bow Counties. That is a very distinct geographic boundary between our counties that should be respected.
- 3.) Keeping communities of interest intact. Many people live in Jefferson County because they don't want the impacts and influences of urban areas. Most of Jefferson County should be one district, with an area of the county South of Interstate 90 remaining as part of the district that represents Madison County. The Whitehall Elementary and Whitehall High School District both include portions of Madison County. The Jefferson Valley Rural Fire District also extends into Madison County. Kids from Jefferson County participate in 4-H and the Madison County Fair in Twin Bridges. Jefferson and Madison Counties share an MSU Extension Agent. In short, Southern Jefferson County and Northern Madison County are clearly a "Community of Interest", and should remain together.

Jefferson County is located between three large, urban counties, Lewis and Clark, Butte/Silver Bow, and Gallatin. It is important that we keep our own district so that we can maintain our proud identity. Please keep Jefferson County as whole as possible and allow a portion of Southern Jefferson County to remain with their "Community of Interest" in Northern Madison County.

Thank you for your consideration.

Name

Ronald D. Jay

Address

*20 Rocky Mountain Dr., Whitehall, MT
59759*

TO THE MONTANA DISTRICTING AND APPORTIONMENT COMMISSION
P.O. BOX 201706 HELENA, MT 59620-1706
districting@mt.gov FAX 406-444-3036

Dear Commissioners,

As a resident of Jefferson County, I am totally opposed to having Jefferson County split up for the benefit of Butte/Silver Bow County. Each of the four plans submitted by the Montana Districting and Apportionment Commission and the plan submitted by the Democrats on the Commission all put some portion of Jefferson County into Butte/Silver Bow County. This is simply unacceptable.

If you are going to consider the three discretionary criteria you set up at the beginning of this process, you will understand why none of these proposals make any sense.

- 1.) Following the lines of political units. Jefferson County is about 1,500 people over the ideal district size. Since our existing district is most of Jefferson County, we should start there and make every effort to keep Jefferson County as whole as possible, the remain population staying with its Community of Interest in Madison County .
- 2.) Following geographic boundaries. The Continental Divide separates Jefferson and Butte/Silver Bow Counties. That is a very distinct geographic boundary between our counties that should be respected.
- 3.) Keeping communities of interest intact. Many people live in Jefferson County because they don't want the impacts and influences of urban areas. Most of Jefferson County should be one district, with an area of the county South of Interstate 90 remaining as part of the district that represents Madison County. The Whitehall Elementary and Whitehall High School District both include portions of Madison County. The Jefferson Valley Rural Fire District also extends into Madison County. Kids from Jefferson County participate in 4-H and the Madison County Fair in Twin Bridges. Jefferson and Madison Counties share an MSU Extension Agent. In short, Southern Jefferson County and Northern Madison County are clearly a "Community of Interest", and should remain together.

Jefferson County is located between three large urban counties, Lewis and Clark, Butte/Silver Bow, and Gallatin. It is important that we keep our own district so that we can maintain our proud identity. Please keep Jefferson County as whole as possible and allow a portion of Southern Jefferson County to remain with their "Community of Interest" in Northern Madison County.

Thank you for your consideration.

Name

Jim & Vickie Raabertsen

Address

313 1ST ST, EAST / PO 1143 WHITEHALL MT

P.S. IF WE NEEDED INFLUENCE FROM 59759
BUTTE, WE WOULD MOVE TO BUTTE!!

TO THE MONTANA DISTRICTING AND APPORTIONMENT COMMISSION
P.O. BOX 201706 HELENA, MT 59620-1706
districting@mt.gov FAX 406-444-3036

Dear Commissioners,

As a resident of Jefferson County, I am totally opposed to having Jefferson County split up for the benefit of Butte/Silver Bow County. Each of the four plans submitted by the Montana Districting and Apportionment Commission and the plan submitted by the Democrats on the Commission all put some portion of Jefferson County into Butte/Silver Bow County. This is simply unacceptable.

If you are going to consider the three discretionary criteria you set up at the beginning of this process, you will understand why none of these proposals make any sense.

- 1.) Following the lines of political units. Jefferson County is about 1,500 people over the ideal district size. Since our existing district is most of Jefferson County, we should start there and make every effort to keep Jefferson County as whole as possible, the remain population staying with its Community of Interest in Madison County.
- 2.) Following geographic boundaries. The Continental Divide separates Jefferson and Butte/Silver Bow Counties. That is a very distinct geographic boundary between our counties that should be respected.
- 3.) Keeping communities of interest intact. Many people live in Jefferson County because they don't want the impacts and influences of urban areas. Most of Jefferson County should be one district, with an area of the county South of Interstate 90 remaining as part of the district that represents Madison County. The Whitehall Elementary and Whitehall High School District both include portions of Madison County. The Jefferson Valley Rural Fire District also extends into Madison County. Kids from Jefferson County participate in 4-H and the Madison County Fair in Twin Bridges. Jefferson and Madison Counties share an MSU Extension Agent. In short, Southern Jefferson County and Northern Madison County are clearly a "Community of Interest", and should remain together.

Jefferson County is located between three large urban counties, Lewis and Clark, Butte/Silver Bow, and Gallatin. It is important that we keep our own district so that we can maintain our proud identity. Please keep Jefferson County as whole as possible and allow a portion of Southern Jefferson County to remain with their "Community of Interest" in Northern Madison County.

Thank you for your consideration.

Name

Address

Cynthia M. Smith Nix
POB 1164 Boulder, MT 59632

TO THE MONTANA DISTRICTING AND APPORTIONMENT COMMISSION
P.O. BOX 201706 HELENA, MT 59620-1706
districting@mt.gov FAX 406-444-3036

Dear Commissioners,

As a resident of Jefferson County, I am totally opposed to having Jefferson County split up for the benefit of Butte/Silver Bow County. Each of the four plans submitted by the Montana Districting and Apportionment Commission and the plan submitted by the Democrats on the Commission all put some portion of Jefferson County into Butte/Silver Bow County. This is simply unacceptable.

If you are going to consider the three discretionary criteria you set up at the beginning of this process, you will understand why none of these proposals make any sense.

- 1.) Following the lines of political units. Jefferson County is about 1,500 people over the ideal district size. Since our existing district is most of Jefferson County, we should start there and make every effort to keep Jefferson County as whole as possible, the remain population staying with its Community of Interest in Madison County .
- 2.) Following geographic boundaries. The Continental Divide separates Jefferson and Butte/Silver Bow Counties. That is a very distinct geographic boundary between our counties that should be respected.
- 3.) Keeping communities of interest intact. Many people live in Jefferson County because they don't want the impacts and influences of urban areas. Most of Jefferson County should be one district, with an area of the county South of Interstate 90 remaining as part of the district that represents Madison County. The Whitehall Elementary and Whitehall High School District both include portions of Madison County. The Jefferson Valley Rural Fire District also extends into Madison County. Kids from Jefferson County participate in 4-H and the Madison County Fair in Twin Bridges. Jefferson and Madison Counties share an MSU Extension Agent. In short, Southern Jefferson County and Northern Madison County are clearly a "Community of Interest", and should remain together.

Jefferson County is located between three large urban counties, Lewis and Clark, Butte/Silver Bow, and Gallatin. It is important that we keep our own district so that we can maintain our proud identity. Please keep Jefferson County as whole as possible and allow a portion of Southern Jefferson County to remain with their "Community of Interest" in Northern Madison County.

Thank you for your consideration.

Name

Evelyn Edmister

Address

Box 122 Whitehall, MT 59759

RECEIVED

TO THE MONTANA DISTRICTING AND APPORTIONMENT COMMISSION
PO Box 201706
Helena, MT 59620-1706

APR 04 2012

Montana Legislative
Services Division

districting@mt.gov

FAX: 406-444-3036

Dear Commissioners,

As a resident of Jefferson County, I am totally opposed to having Jefferson County split up for the benefit of Butte/Silver Bow County. Each of the four plans submitted by the Montana Districting and Apportionment Commission and the plan submitted by the Democrats on the Commission all put some portion of Jefferson County into Butte/Silver Bow County. This is simply unacceptable.

If you are going to consider the three discretionary criteria you set up at the beginning of this process, you will understand why none of these proposals make any sense.

- 1.) Following the lines of political units. Jefferson County is about 1,500 people over the ideal district size. Since our existing district is most of Jefferson County, we should start there and make every effort to keep Jefferson County as whole as possible, the remaining population staying with its "Community of Interest" in Madison County.
- 2.) Following geographic boundaries. The Continental Divide separates Jefferson and Butte/Silver Bow Counties. That is a very distinct geographic boundary between our counties that should be respected.
- 3.) Keeping communities of interest intact. Many people live in Jefferson County because they don't want the impacts and influences of urban areas. Most of Jefferson County should be one district, with an area of the county South of Interstate 90 remaining as part of the district that represents Madison County. The Whitehall Elementary and Whitehall High School District both include portions of Madison County. The Jefferson Valley Rural Fire District also extends into Madison County. Kids from Jefferson County participate in 4-H and the Madison County Fair in Twin Bridges. Jefferson and Madison Counties share an MSU Extension Agent. In short, Southern Jefferson County and Northern Madison County are clearly a "Community of Interest", and should remain together.

Jefferson County is located between three large, urban counties, Lewis and Clark, Butte/Silver Bow, and Gallatin. It is important that we keep our own district so that we can maintain our proud identity. Please keep Jefferson County as whole as possible and allow a portion of Southern Jefferson County to remain with their "Community of Interest" in Northern Madison County.

I support the Jefferson County Proposed Legislative District Map.

Thank you for your consideration.

Name



Address



RICHARD A SHEPARD
PO BOX 1006
WHITEHALL MT 59759-1006

TO THE MONTANA DISTRICTING AND APPORTIONMENT COMMISSION **RECEIVED**
PO Box 201706
Helena, MT 59620-1706

APR 04 2012

Montana Legislative
Services Division

districting@mt.gov

FAX: 406-444-3036

Dear Commissioners,

As a resident of Jefferson County, I am totally opposed to having Jefferson County split up for the benefit of Butte/Silver Bow County. Each of the four plans submitted by the Montana Districting and Apportionment Commission and the plan submitted by the Democrats on the Commission all put some portion of Jefferson County into Butte/Silver Bow County. This is simply unacceptable.

If you are going to consider the three discretionary criteria you set up at the beginning of this process, you will understand why none of these proposals make any sense.

- 1.) Following the lines of political units. Jefferson County is about 1,500 people over the ideal district size. Since our existing district is most of Jefferson County, we should start there and make every effort to keep Jefferson County as whole as possible, the remaining population staying with its "Community of Interest" in Madison County.
- 2.) Following geographic boundaries. The Continental Divide separates Jefferson and Butte/Silver Bow Counties. That is a very distinct geographic boundary between our counties that should be respected.
- 3.) Keeping communities of interest intact. Many people live in Jefferson County because they don't want the impacts and influences of urban areas. Most of Jefferson County should be one district, with an area of the county South of Interstate 90 remaining as part of the district that represents Madison County. The Whitehall Elementary and Whitehall High School District both include portions of Madison County. The Jefferson Valley Rural Fire District also extends into Madison County. Kids from Jefferson County participate in 4-H and the Madison County Fair in Twin Bridges. Jefferson and Madison Counties share an MSU Extension Agent. In short, Southern Jefferson County and Northern Madison County are clearly a "Community of Interest", and should remain together.

Jefferson County is located between three large, urban counties, Lewis and Clark, Butte/Silver Bow, and Gallatin. It is important that we keep our own district so that we can maintain our proud identity. Please keep Jefferson County as whole as possible and allow a portion of Southern Jefferson County to remain with their "Community of Interest" in Northern Madison County.

I support the Jefferson County Proposed Legislative District Map.

Thank you for your consideration.

Name

Celeste E. Shepard

Address



Ms. Celeste Shepard
PO Box 1006
Whitehall, MT 59759

TO THE MONTANA DISTRICTING AND APPORTIONMENT COMMISSION
PO Box 201706
Helena, MT 59620-1706

RECEIVED

APR 11 2012

Montana Legislative
Services Division

districting@mt.gov

FAX: 406-444-3036

Dear Commissioners,

As a resident of Jefferson County, I am totally opposed to having Jefferson County split up for the benefit of Butte/Silver Bow County. Each of the four plans submitted by the Montana Districting and Apportionment Commission and the plan submitted by the Democrats on the Commission all put some portion of Jefferson County into Butte/Silver Bow County. This is simply unacceptable.

If you are going to consider the three discretionary criteria you set up at the beginning of this process, you will understand why none of these proposals make any sense.

- 1.) Following the lines of political units. Jefferson County is about 1,500 people over the ideal district size. Since our existing district is most of Jefferson County, we should start there and make every effort to keep Jefferson County as whole as possible, the remaining population staying with its "Community of Interest" in Madison County.
- 2.) Following geographic boundaries. The Continental Divide separates Jefferson and Butte/Silver Bow Counties. That is a very distinct geographic boundary between our counties that should be respected.
- 3.) Keeping communities of interest intact. Many people live in Jefferson County because they don't want the impacts and influences of urban areas. Most of Jefferson County should be one district, with an area of the county South of Interstate 90 remaining as part of the district that represents Madison County. The Whitehall Elementary and Whitehall High School District both include portions of Madison County. The Jefferson Valley Rural Fire District also extends into Madison County. Kids from Jefferson County participate in 4-H and the Madison County Fair in Twin Bridges. Jefferson and Madison Counties share an MSU Extension Agent. In short, Southern Jefferson County and Northern Madison County are clearly a "Community of Interest", and should remain together.

Jefferson County is located between three large, urban counties, Lewis and Clark, Butte/Silver Bow, and Gallatin. It is important that we keep our own district so that we can maintain our proud identity. Please keep Jefferson County as whole as possible and allow a portion of Southern Jefferson County to remain with their "Community of Interest" in Northern Madison County.

Thank you for your consideration.

Name Carol Halverson Carol Halverson

Address 54 Kountz Road, Whitehall, MT 59759-9748

TO THE MONTANA DISTRICTING AND APPORTIONMENT COMMISSION
PO Box 201706
Helena, MT 59620-1706

RECEIVED

APR 11 2012

Montana Legislative
Services Division

districting@mt.gov

FAX: 406-444-3036

Dear Commissioners,

As a resident of Jefferson County, I am totally opposed to having Jefferson County split up for the benefit of Butte/Silver Bow County. Each of the four plans submitted by the Montana Districting and Apportionment Commission and the plan submitted by the Democrats on the Commission all put some portion of Jefferson County into Butte/Silver Bow County. This is simply unacceptable.

If you are going to consider the three discretionary criteria you set up at the beginning of this process, you will understand why none of these proposals make any sense.

- 1.) Following the lines of political units. Jefferson County is about 1,500 people over the ideal district size. Since our existing district is most of Jefferson County, we should start there and make every effort to keep Jefferson County as whole as possible, the remaining population staying with its "Community of Interest" in Madison County.
- 2.) Following geographic boundaries. The Continental Divide separates Jefferson and Butte/Silver Bow Counties. That is a very distinct geographic boundary between our counties that should be respected.
- 3.) Keeping communities of interest intact. Many people live in Jefferson County because they don't want the impacts and influences of urban areas. Most of Jefferson County should be one district, with an area of the county South of Interstate 90 remaining as part of the district that represents Madison County. The Whitehall Elementary and Whitehall High School District both include portions of Madison County. The Jefferson Valley Rural Fire District also extends into Madison County. Kids from Jefferson County participate in 4-H and the Madison County Fair in Twin Bridges. Jefferson and Madison Counties share an MSU Extension Agent. In short, Southern Jefferson County and Northern Madison County are clearly a "Community of Interest", and should remain together.

Jefferson County is located between three large, urban counties, Lewis and Clark, Butte/Silver Bow, and Gallatin. It is important that we keep our own district so that we can maintain our proud identity. Please keep Jefferson County as whole as possible and allow a portion of Southern Jefferson County to remain with their "Community of Interest" in Northern Madison County.

Thank you for your consideration.

Name Carl O. Halvorson CARL O. HALVORSON

Address 54 Kountz Rd, Whitehall, MT 59759

TO THE MONTANA DISTRICTING AND APPORTIONMENT COMMISSION
P.O. BOX 201706 HELENA, MT 59620-1706
districting@mt.gov FAX 406-444-3036

RECEIVED

APR 11 2012

Montana Legislative
Services Division

Dear Commissioners,

As a resident of Jefferson County, I am totally opposed to having Jefferson County split up for the benefit of Butte/Silver Bow County. Each of the four plans submitted by the Montana Districting and Apportionment Commission and the plan submitted by the Democrats on the Commission all put some portion of Jefferson County into Butte/Silver Bow County. This is simply unacceptable.

If you are going to consider the three discretionary criteria you set up at the beginning of this process, you will understand why none of these proposals make any sense.

- 1.) Following the lines of political units. Jefferson County is about 1,500 people over the ideal district size. Since our existing district is most of Jefferson County, we should start there and make every effort to keep Jefferson County as whole as possible, the remain population staying with its Community of Interest in Madison County .
- 2.) Following geographic boundaries. The Continental Divide separates Jefferson and Butte/Silver Bow Counties. That is a very distinct geographic boundary between our counties that should be respected.
- 3.) Keeping communities of interest intact. Many people live in Jefferson County because they don't want the impacts and influences of urban areas. Most of Jefferson County should be one district, with an area of the county South of Interstate 90 remaining as part of the district that represents Madison County. The Whitehall Elementary and Whitehall High School District both include portions of Madison County. The Jefferson Valley Rural Fire District also extends into Madison County. Kids from Jefferson County participate in 4-H and the Madison County Fair in Twin Bridges. Jefferson and Madison Counties share an MSU Extension Agent. In short, Southern Jefferson County and Northern Madison County are clearly a "Community of Interest", and should remain together.

Jefferson County is located between three large urban counties, Lewis and Clark, Butte/Silver Bow, and Gallatin. It is important that we keep our own district so that we can maintain our proud identity. Please keep Jefferson County as whole as possible and allow a portion of Southern Jefferson County to remain with their "Community of Interest" in Northern Madison County.

Thank you for your consideration.

Name

Karl Kimberling Karl F. Kimberling

Address

23 Dinsmore Lane, Whitehall, MT 59759

RECEIVED

TO THE MONTANA DISTRICTING AND APPORTIONMENT COMMISSION
P.O. BOX 201706 HELENA, MT 59620-1706
districting@mt.gov FAX 406-444-3036

APR 11 2012
Montana Legislative
Services Division

Dear Commissioners,


As a resident of Jefferson County, I am totally opposed to having Jefferson County split up for the benefit of Butte/Silver Bow County. Each of the four plans submitted by the Montana Districting and Apportionment Commission and the plan submitted by the Democrats on the Commission all put some portion of Jefferson County into Butte/Silver Bow County. This is simply unacceptable.

If you are going to consider the three discretionary criteria you set up at the beginning of this process, you will understand why none of these proposals make any sense.

- 1.) Following the lines of political units. Jefferson County is about 1,500 people over the ideal district size. Since our existing district is most of Jefferson County, we should start there and make every effort to keep Jefferson County as whole as possible, the remain population staying with its Community of Interest in Madison County .
- 2.) Following geographic boundaries. The Continental Divide separates Jefferson and Butte/Silver Bow Counties. That is a very distinct geographic boundary between our counties that should be respected.
- 3.) Keeping communities of interest intact. Many people live in Jefferson County because they don't want the impacts and influences of urban areas. Most of Jefferson County should be one district, with an area of the county South of Interstate 90 remaining as part of the district that represents Madison County. The Whitehall Elementary and Whitehall High School District both include portions of Madison County. The Jefferson Valley Rural Fire District also extends into Madison County. Kids from Jefferson County participate in 4-H and the Madison County Fair in Twin Bridges. Jefferson and Madison Counties share an MSU Extension Agent. In short, Southern Jefferson County and Northern Madison County are clearly a "Community of Interest", and should remain together.

Jefferson County is located between three large urban counties, Lewis and Clark, Butte/Silver Bow, and Gallatin. It is important that we keep our own district so that we can maintain our proud identity. Please keep Jefferson County as whole as possible and allow a portion of Southern Jefferson County to remain with their "Community of Interest" in Northern Madison County.

Thank you for your consideration.

Name April Kimberling 
Address 23 Dinsmore Lane, Whitehall, MT 59759

TO THE MONTANA DISTRICTING AND APPORTIONMENT COMMISSION
P.O. BOX 201706 HELENA, MT 59620-1706
districting@mt.gov FAX 406-444-3036

Dear Commissioners,

As a resident of Jefferson County, I am totally opposed to having Jefferson County split up for the benefit of Butte/Silver Bow County. Each of the four plans submitted by the Montana Districting and Apportionment Commission and the plan submitted by the Democrats on the Commission all put some portion of Jefferson County into Butte/Silver Bow County. This is simply unacceptable.

If you are going to consider the three discretionary criteria you set up at the beginning of this process, you will understand why none of these proposals make any sense.

- 1.) Following the lines of political units. Jefferson County is about 1,500 people over the ideal district size. Since our existing district is most of Jefferson County, we should start there and make every effort to keep Jefferson County as whole as possible, the remain population staying with its Community of Interest in Madison County .
- 2.) Following geographic boundaries. The Continental Divide separates Jefferson and Butte/Silver Bow Counties. That is a very distinct geographic boundary between our counties that should be respected.
- 3.) Keeping communities of interest intact. Many people live in Jefferson County because they don't want the impacts and influences of urban areas. Most of Jefferson County should be one district, with an area of the county South of Interstate 90 remaining as part of the district that represents Madison County. The Whitehall Elementary and Whitehall High School District both include portions of Madison County. The Jefferson Valley Rural Fire District also extends into Madison County. Kids from Jefferson County participate in 4-H and the Madison County Fair in Twin Bridges. Jefferson and Madison Counties share an MSU Extension Agent. In short, Southern Jefferson County and Northern Madison County are clearly a "Community of Interest", and should remain together.

Jefferson County is located between three large urban counties, Lewis and Clark, Butte/Silver Bow, and Gallatin. It is important that we keep our own district so that we can maintain our proud identity. Please keep Jefferson County as whole as possible and allow a portion of Southern Jefferson County to remain with their "Community of Interest" in Northern Madison County.

Thank you for your consideration.

Name Shirley Young

Address P.O. 744 / Boulder, MT. 59632

TO THE MONTANA DISTRICTING AND APPORTIONMENT COMMISSION
P.O. BOX 201706 HELENA, MT 59620-1706
districting@mt.gov FAX 406-444-3036

Dear Commissioners,

As a resident of Jefferson County, I am totally opposed to having Jefferson County split up for the benefit of Butte/Silver Bow County. Each of the four plans submitted by the Montana Districting and Apportionment Commission and the plan submitted by the Democrats on the Commission all put some portion of Jefferson County into Butte/Silver Bow County. This is simply unacceptable.

If you are going to consider the three discretionary criteria you set up at the beginning of this process, you will understand why none of these proposals make any sense.

- 1.) Following the lines of political units. Jefferson County is about 1,500 people over the ideal district size. Since our existing district is most of Jefferson County, we should start there and make every effort to keep Jefferson County as whole as possible, the remain population staying with its Community of Interest in Madison County .
- 2.) Following geographic boundaries. The Continental Divide separates Jefferson and Butte/Silver Bow Counties. That is a very distinct geographic boundary between our counties that should be respected.
- 3.) Keeping communities of interest intact. Many people live in Jefferson County because they don't want the impacts and influences of urban areas. Most of Jefferson County should be one district, with an area of the county South of Interstate 90 remaining as part of the district that represents Madison County. The Whitehall Elementary and Whitehall High School District both include portions of Madison County. The Jefferson Valley Rural Fire District also extends into Madison County. Kids from Jefferson County participate in 4-H and the Madison County Fair in Twin Bridges. Jefferson and Madison Counties share an MSU Extension Agent. In short, Southern Jefferson County and Northern Madison County are clearly a "Community of Interest", and should remain together.

Jefferson County is located between three large urban counties, Lewis and Clark, Butte/Silver Bow, and Gallatin. It is important that we keep our own district so that we can maintain our proud identity. Please keep Jefferson County as whole as possible and allow a portion of Southern Jefferson County to remain with their "Community of Interest" in Northern Madison County.

Thank you for your consideration.

Name

Jimmy C. Nichols

Address

149 FISH CR ROAD WHITEHALL, MT 59759

TO THE MONTANA DISTRICTING AND APPORTIONMENT COMMISSION
P.O. BOX 201706 HELENA, MT 59620-1706
districting@mt.gov FAX 406-444-3036

Dear Commissioners,

As a resident of Jefferson County, I am totally opposed to having Jefferson County split up for the benefit of Butte/Silver Bow County. Each of the four plans submitted by the Montana Districting and Apportionment Commission and the plan submitted by the Democrats on the Commission all put some portion of Jefferson County into Butte/Silver Bow County. This is simply unacceptable.

If you are going to consider the three discretionary criteria you set up at the beginning of this process, you will understand why none of these proposals make any sense.

- 1.) Following the lines of political units. Jefferson County is about 1,500 people over the ideal district size. Since our existing district is most of Jefferson County, we should start there and make every effort to keep Jefferson County as whole as possible, the remain population staying with its Community of Interest in Madison County .
- 2.) Following geographic boundaries. The Continental Divide separates Jefferson and Butte/Silver Bow Counties. That is a very distinct geographic boundary between our counties that should be respected.
- 3.) Keeping communities of interest intact. Many people live in Jefferson County because they don't want the impacts and influences of urban areas. Most of Jefferson County should be one district, with an area of the county South of Interstate 90 remaining as part of the district that represents Madison County. The Whitehall Elementary and Whitehall High School District both include portions of Madison County. The Jefferson Valley Rural Fire District also extends into Madison County. Kids from Jefferson County participate in 4-H and the Madison County Fair in Twin Bridges. Jefferson and Madison Counties share an MSU Extension Agent. In short, Southern Jefferson County and Northern Madison County are clearly a "Community of Interest", and should remain together.

Jefferson County is located between three large urban counties, Lewis and Clark, Butte/Silver Bow, and Gallatin. It is important that we keep our own district so that we can maintain our proud identity. Please keep Jefferson County as whole as possible and allow a portion of Southern Jefferson County to remain with their "Community of Interest" in Northern Madison County.

Thank you for your consideration.

Name

Ellen Orlean Nichols

Address

149 Fish Creek Road - Whitehall, Mt. 59759

TO THE MONTANA DISTRICTING AND APPORTIONMENT COMMISSION
P.O. BOX 201706 HELENA, MT 59620-1706
districting@mt.gov FAX 406-444-3036

Dear Commissioners,

As a resident of Jefferson County, I am totally opposed to having Jefferson County split up for the benefit of Butte/Silver Bow County. Each of the four plans submitted by the Montana Districting and Apportionment Commission and the plan submitted by the Democrats on the Commission all put some portion of Jefferson County into Butte/Silver Bow County. This is simply unacceptable.

If you are going to consider the three discretionary criteria you set up at the beginning of this process, you will understand why none of these proposals make any sense.

- 1.) Following the lines of political units. Jefferson County is about 1,500 people over the ideal district size. Since our existing district is most of Jefferson County, we should start there and make every effort to keep Jefferson County as whole as possible, the remain population staying with its Community of Interest in Madison County .
- 2.) Following geographic boundaries. The Continental Divide separates Jefferson and Butte/Silver Bow Counties. That is a very distinct geographic boundary between our counties that should be respected.
- 3.) Keeping communities of interest intact. Many people live in Jefferson County because they don't want the impacts and influences of urban areas. Most of Jefferson County should be one district, with an area of the county South of Interstate 90 remaining as part of the district that represents Madison County. The Whitehall Elementary and Whitehall High School District both include portions of Madison County. The Jefferson Valley Rural Fire District also extends into Madison County. Kids from Jefferson County participate in 4-H and the Madison County Fair in Twin Bridges. Jefferson and Madison Counties share an MSU Extension Agent. In short, Southern Jefferson County and Northern Madison County are clearly a "Community of Interest", and should remain together.

Jefferson County is located between three large urban counties, Lewis and Clark, Butte/Silver Bow, and Gallatin. It is important that we keep our own district so that we can maintain our proud identity. Please keep Jefferson County as whole as possible and allow a portion of Southern Jefferson County to remain with their "Community of Interest" in Northern Madison County.

Thank you for your consideration.

Name:

Address:

Ron + Yvonne Benson
Box 567 - Whitehall, MT 59759

TO THE MONTANA DISTRICTING AND APPORTIONMENT COMMISSION
P.O. BOX 201706 HELENA, MT 59620-1706
districting@mt.gov FAX 406-444-3036

RECEIVED

APR 09 2012

Montana Legislative
Services Division

Dear Commissioners,

As a resident of Jefferson County, I am totally opposed to having Jefferson County split up for the benefit of Butte/Silver Bow County. Each of the four plans submitted by the Montana Districting and Apportionment Commission and the plan submitted by the Democrats on the Commission all put some portion of Jefferson County into Butte/Silver Bow County. This is simply unacceptable.

If you are going to consider the three discretionary criteria you set up at the beginning of this process, you will understand why none of these proposals make any sense.

- 1.) Following the lines of political units. Jefferson County is about 1,500 people over the ideal district size. Since our existing district is most of Jefferson County, we should start there and make every effort to keep Jefferson County as whole as possible, the remain population staying with its Community of Interest in Madison County .
- 2.) Following geographic boundaries. The Continental Divide separates Jefferson and Butte/Silver Bow Counties. That is a very distinct geographic boundary between our counties that should be respected.
- 3.) Keeping communities of interest intact. Many people live in Jefferson County because they don't want the impacts and influences of urban areas. Most of Jefferson County should be one district, with an area of the county South of Interstate 90 remaining as part of the district that represents Madison County. The Whitehall Elementary and Whitehall High School District both include portions of Madison County. The Jefferson Valley Rural Fire District also extends into Madison County. Kids from Jefferson County participate in 4-H and the Madison County Fair in Twin Bridges. Jefferson and Madison Counties share an MSU Extension Agent. In short, Southern Jefferson County and Northern Madison County are clearly a "Community of Interest", and should remain together.

Jefferson County is located between three large urban counties, Lewis and Clark, Butte/Silver Bow, and Gallatin. It is important that we keep our own district so that we can maintain our proud identity. Please keep Jefferson County as whole as possible and allow a portion of Southern Jefferson County to remain with their "Community of Interest" in Northern Madison County.

Thank you for your consideration.

Name Sharon A. Glass

Address 157 Parrot Castle Rd., Whitehall, MT 59759

TO THE MONTANA DISTRICTING AND APPORTIONMENT COMMISSION
P.O. BOX 201706 HELENA, MT 59620-1706
districting@mt.gov FAX 406-444-3036

RECEIVED

APR 09 2012

Montana Legislative
Services Division

Dear Commissioners,

As a resident of Jefferson County, I am totally opposed to having Jefferson County split up for the benefit of Butte/Silver Bow County. Each of the four plans submitted by the Montana Districting and Apportionment Commission and the plan submitted by the Democrats on the Commission all put some portion of Jefferson County into Butte/Silver Bow County. This is simply unacceptable.

If you are going to consider the three discretionary criteria you set up at the beginning of this process, you will understand why none of these proposals make any sense.

- 1.) Following the lines of political units. Jefferson County is about 1,500 people over the ideal district size. Since our existing district is most of Jefferson County, we should start there and make every effort to keep Jefferson County as whole as possible, the remain population staying with its Community of Interest in Madison County .
- 2.) Following geographic boundaries. The Continental Divide separates Jefferson and Butte/Silver Bow Counties. That is a very distinct geographic boundary between our counties that should be respected.
- 3.) Keeping communities of interest intact. Many people live in Jefferson County because they don't want the impacts and influences of urban areas. Most of Jefferson County should be one district, with an area of the county South of Interstate 90 remaining as part of the district that represents Madison County. The Whitehall Elementary and Whitehall High School District both include portions of Madison County. The Jefferson Valley Rural Fire District also extends into Madison County. Kids from Jefferson County participate in 4-H and the Madison County Fair in Twin Bridges. Jefferson and Madison Counties share an MSU Extension Agent. In short, Southern Jefferson County and Northern Madison County are clearly a "Community of Interest", and should remain together.

Jefferson County is located between three large urban counties, Lewis and Clark, Butte/Silver Bow, and Gallatin. It is important that we keep our own district so that we can maintain our proud identity. Please keep Jefferson County as whole as possible and allow a portion of Southern Jefferson County to remain with their "Community of Interest" in Northern Madison County.

Thank you for your consideration.

Name

Michael Quinn (Michael Quinn)

Address

94 Old Alhambra Rd Clancy

TO THE MONTANA DISTRICTING AND APPORTIONMENT COMMISSION
P.O. BOX 201706 HELENA, MT 59620-1706
districting@mt.gov FAX 406-444-3036

RECEIVED

APR 09 2012

Montana Legislative
Services Division

Dear Commissioners,

As a resident of Jefferson County, I am totally opposed to having Jefferson County split up for the benefit of Butte/Silver Bow County. Each of the four plans submitted by the Montana Districting and Apportionment Commission and the plan submitted by the Democrats on the Commission all put some portion of Jefferson County into Butte/Silver Bow County. This is simply unacceptable.

If you are going to consider the three discretionary criteria you set up at the beginning of this process, you will understand why none of these proposals make any sense.

- 1.) Following the lines of political units. Jefferson County is about 1,500 people over the ideal district size. Since our existing district is most of Jefferson County, we should start there and make every effort to keep Jefferson County as whole as possible, the remain population staying with its Community of Interest in Madison County.
- 2.) Following geographic boundaries. The Continental Divide separates Jefferson and Butte/Silver Bow Counties. That is a very distinct geographic boundary between our counties that should be respected.
- 3.) Keeping communities of interest intact. Many people live in Jefferson County because they don't want the impacts and influences of urban areas. Most of Jefferson County should be one district, with an area of the county South of Interstate 90 remaining as part of the district that represents Madison County. The Whitehall Elementary and Whitehall High School District both include portions of Madison County. The Jefferson Valley Rural Fire District also extends into Madison County. Kids from Jefferson County participate in 4-H and the Madison County Fair in Twin Bridges. Jefferson and Madison Counties share an MSU Extension Agent. In short, Southern Jefferson County and Northern Madison County are clearly a "Community of Interest", and should remain together.

Jefferson County is located between three large urban counties, Lewis and Clark, Butte/Silver Bow, and Gallatin. It is important that we keep our own district so that we can maintain our proud identity. Please keep Jefferson County as whole as possible and allow a portion of Southern Jefferson County to remain with their "Community of Interest" in Northern Madison County.

Thank you for your consideration.

Name

Mary Quinn

Address

94 OLD Alhambra RD Clancy

RECEIVED

APR 09 2012

Montana Legislative
Services Division

TO THE MONTANA DISTRICTING AND APPORTIONMENT COMMISSION
P.O. BOX 201706 HELENA, MT 59620-1706
districting@mt.gov FAX 406-444-3036

Dear Commissioners,

As a resident of Jefferson County, I am totally opposed to having Jefferson County split up for the benefit of Butte/Silver Bow County. Each of the four plans submitted by the Montana Districting and Apportionment Commission and the plan submitted by the Democrats on the Commission all put some portion of Jefferson County into Butte/Silver Bow County. This is simply unacceptable.

If you are going to consider the three discretionary criteria you set up at the beginning of this process, you will understand why none of these proposals make any sense.

- 1.) Following the lines of political units. Jefferson County is about 1,500 people over the ideal district size. Since our existing district is most of Jefferson County, we should start there and make every effort to keep Jefferson County as whole as possible, the remain population staying with its Community of Interest in Madison County .
- 2.) Following geographic boundaries. The Continental Divide separates Jefferson and Butte/Silver Bow Counties. That is a very distinct geographic boundary between our counties that should be respected.
- 3.) Keeping communities of interest intact. Many people live in Jefferson County because they don't want the impacts and influences of urban areas. Most of Jefferson County should be one district, with an area of the county South of Interstate 90 remaining as part of the district that represents Madison County. The Whitehall Elementary and Whitehall High School District both include portions of Madison County. The Jefferson Valley Rural Fire District also extends into Madison County. Kids from Jefferson County participate in 4-H and the Madison County Fair in Twin Bridges. Jefferson and Madison Counties share an MSU Extension Agent. In short, Southern Jefferson County and Northern Madison County are clearly a "Community of Interest", and should remain together.

Jefferson County is located between three large urban counties, Lewis and Clark, Butte/Silver Bow, and Gallatin. It is important that we keep our own district so that we can maintain our proud identity. Please keep Jefferson County as whole as possible and allow a portion of Southern Jefferson County to remain with their "Community of Interest" in Northern Madison County.

Thank you for your consideration.

Name Lesmond R. Huchko

Address 26 Hwy 357 Cardwell Mt. 59721

APR 09 2012

RECEIVED

TO THE MONTANA DISTRICTING AND APPORTIONMENT COMMISSION
 P.O. BOX 201706 HELENA, MT 59620-1706
districting@mt.gov FAX 406-444-3036

Dear Commissioners,

As a resident of Jefferson County, I am totally opposed to having Jefferson County split up for the benefit of Butte/Silver Bow County. Each of the four plans submitted by the Montana Districting and Apportionment Commission and the plan submitted by the Democrats on the Commission all put some portion of Jefferson County into Butte/Silver Bow County. This is simply unacceptable.

If you are going to consider the three discretionary criteria you set up at the beginning of this process, you will understand why none of these proposals make any sense.

- 1.) Following the lines of political units. Jefferson County is about 1,500 people over the ideal district size. Since our existing district is most of Jefferson County, we should start there and make every effort to keep Jefferson County as whole as possible, the remain population staying with its Community of Interest in Madison County.
- 2.) Following geographic boundaries. The Continental Divide separates Jefferson and Butte/Silver Bow Counties. That is a very distinct geographic boundary between our counties that should be respected.
- 3.) Keeping communities of interest intact. Many people live in Jefferson County because they don't want the impacts and influences of urban areas. Most of Jefferson County should be one district, with an area of the county South of Interstate 90 remaining as part of the district that represents Madison County. The Whitehall Elementary and Whitehall High School District both include portions of Madison County. The Jefferson Valley Rural Fire District also extends into Madison County. Kids from Jefferson County participate in 4-H and the Madison County Fair in Twin Bridges. Jefferson and Madison Counties share an MSU Extension Agent. In short, Southern Jefferson County and Northern Madison County are clearly a "Community of Interest", and should remain together.

Jefferson County is located between three large urban counties, Lewis and Clark, Butte/Silver Bow, and Gallatin. It is important that we keep our own district so that we can maintain our proud identity. Please keep Jefferson County as whole as possible and allow a portion of Southern Jefferson County to remain with their "Community of Interest" in Northern Madison County.

Thank you for your consideration.

Name Susanne S. Huckaba

Address 26 Hwy 359, Cardwell, MT 59721

TO THE MONTANA DISTRICTING AND APPORTIONMENT COMMISSION
 P.O. BOX 201706 HELENA, MT 59620-1706
districting@mt.gov FAX 406-444-3036

Dear Commissioners,

As a resident of Jefferson County, I am totally opposed to having Jefferson County split up for the benefit of Butte/Silver Bow County. Each of the four plans submitted by the Montana Districting and Apportionment Commission and the plan submitted by the Democrats on the Commission all put some portion of Jefferson County into Butte/Silver Bow County. This is simply unacceptable.

If you are going to consider the three discretionary criteria you set up at the beginning of this process, you will understand why none of these proposals make any sense.

- 1.) Following the lines of political units. Jefferson County is about 1,500 people over the ideal district size. Since our existing district is most of Jefferson County, we should start there and make every effort to keep Jefferson County as whole as possible, the remain population staying with its Community of Interest in Madison County.
- 2.) Following geographic boundaries. The Continental Divide separates Jefferson and Butte/Silver Bow Counties. That is a very distinct geographic boundary between our counties that should be respected.
- 3.) Keeping communities of interest intact. Many people live in Jefferson County because they don't want the impacts and influences of urban areas. Most of Jefferson County should be one district, with an area of the county South of Interstate 90 remaining as part of the district that represents Madison County. The Whitehall Elementary and Whitehall High School District both include portions of Madison County. The Jefferson Valley Rural Fire District also extends into Madison County. Kids from Jefferson County participate in 4-H and the Madison County Fair in Twin Bridges. Jefferson and Madison Counties share an MSU Extension Agent. In short, Southern Jefferson County and Northern Madison County are clearly a "Community of Interest", and should remain together.

Jefferson County is located between three large urban counties, Lewis and Clark, Butte/Silver Bow, and Gallatin. It is important that we keep our own district so that we can maintain our proud identity. Please keep Jefferson County as whole as possible and allow a portion of Southern Jefferson County to remain with their "Community of Interest" in Northern Madison County.

Thank you for your consideration.

Name Nadine W. Johnson Nadine W. Johnson
 Address 163 Parrot Castle Rd Whitehall, MT 59759

TO THE MONTANA DISTRICTING AND APPORTIONMENT COMMISSION
 P.O. BOX 201706 HELENA, MT 59620-1706
districting@mt.gov FAX 406-444-3036

Dear Commissioners,

As a resident of Jefferson County, I am totally opposed to having Jefferson County split up for the benefit of Butte/Silver Bow County. Each of the four plans submitted by the Montana Districting and Apportionment Commission and the plan submitted by the Democrats on the Commission all put some portion of Jefferson County into Butte/Silver Bow County. This is simply unacceptable.

If you are going to consider the three discretionary criteria you set up at the beginning of this process, you will understand why none of these proposals make any sense.

- 1.) Following the lines of political units. Jefferson County is about 1,500 people over the ideal district size. Since our existing district is most of Jefferson County, we should start there and make every effort to keep Jefferson County as whole as possible, the remain population staying with its Community of Interest in Madison County .
- 2.) Following geographic boundaries. The Continental Divide separates Jefferson and Butte/Silver Bow Counties. That is a very distinct geographic boundary between our counties that should be respected.
- 3.) Keeping communities of interest intact. Many people live in Jefferson County because they don't want the impacts and influences of urban areas. Most of Jefferson County should be one district, with an area of the county South of Interstate 90 remaining as part of the district that represents Madison County. The Whitehall Elementary and Whitehall High School District both include portions of Madison County. The Jefferson Valley Rural Fire District also extends into Madison County. Kids from Jefferson County participate in 4-H and the Madison County Fair in Twin Bridges. Jefferson and Madison Counties share an MSU Extension Agent. In short, Southern Jefferson County and Northern Madison County are clearly a "Community of Interest", and should remain together.

Jefferson County is located between three large urban counties, Lewis and Clark, Butte/Silver Bow, and Gallatin. It is important that we keep our own district so that we can maintain our proud identity. Please keep Jefferson County as whole as possible and allow a portion of Southern Jefferson County to remain with their "Community of Interest" in Northern Madison County.

Thank you for your consideration.

Name Bill Kaufman, Willis T. Kaufman Jr. 3-28-12
 Address 163 Parrot Castle Rd. Whitehall MT. 59159

Weiss, Rachel

From: Katherine Haque-Hausrath [kmhausrath@gmail.com]
Sent: Wednesday, March 28, 2012 4:16 PM
To: Redistricting
Subject: Support Communities Plan

Hello,

I will be unable to attend the meeting in Helena tonight, as I put my young son to bed around the same time. However, I want to write to state that I support the Communities Plan. I am a registered voter in Helena.

I support the Communities Plan for redistricting because I believe it does a good job of providing all Montana citizens a basically equal voice in the electoral process. It is a good plan that allows for fair representation for everyone, including people of color, rural and urban voters, Republicans and Democrats, and conservationists, among other diverse groups.

I urge you to support the Communities Plan. Thank you for your consideration.

Regards,

Katherine Haque-Hausrath
Helena, Montana

Weiss, Rachel

From: RAYMOND SEDEY [scsrjs@msn.com]
Sent: Friday, April 06, 2012 9:11 AM
To: Redistricting
Subject: Jefferson County

As a concerned resident of Jefferson County, I am opposed to all redistricting options proposed by anyone other than that proposed by the Jefferson Country commisioners.

Sincerely,

Sandra C. Sedey
13 Crossfire Drive
Montana City, MT

Weiss, Rachel

From: Kurt & Diane Ward [k-d@outdrs.net]
Sent: Thursday, April 05, 2012 5:12 PM
To: Redistricting
Subject: redistricting of Southern Jefferson Co.

To whom it concerns,

For The Record -- We, Kurt and Diane Ward, residents of Jefferson Co., 916 Whitetail Rd., Whitehall, MT. -- DO NOT support ANY redistricting of Jefferson Co. that would make ANY part of Jefferson Co. part of Butte-Silver Bow!

Butte-Silver Bow's loss in population is a by-product of their politics. So they loose a legislator, so be it - That politics!! But DO NOT BREAK-UP southern Jefferson Co. (Our community) to PLAY politics!

This Concerns Us Greatly,
Kurt and Diane Ward

Weiss, Rachel

From: Melissa Kwasny [pricklypear@wildblue.net]
Sent: Wednesday, April 04, 2012 9:51 AM
To: Redistricting
Subject: Communities Plan

Dear Members of the Districting Board:

I live outside Jefferson City in northern Jefferson County. I am writing to say that I hope you support the Communities Plan for redistricting. As a resident of this county for over thirty years, I would like to see our representation in the legislature more directly reflect our populations, and I would like to see that our towns aren't divided. It is also important that candidates are knowledgeable about local issues.

Thank you,

Melissa Kwasny
Box 123
Jefferson City, MT 59638

Weiss, Rachel

From: Smith, Kevin W. [kwsmith@carroll.edu]
Sent: Wednesday, April 04, 2012 9:26 AM
To: Redistricting

I am a Jefferson County resident and voter who is totally opposed to having part of my county dominated by Butte/Silver-Bow county. Our community interests are very different from their community interests and this difference is what makes Montana diverse and "Great".

The Montana Democrat Party has put forward a plan that has TWO districts coming out of Butte. This map was drawn with the interests of their party in mind, not the interests of Jefferson County. Republicans, Independents and many Democrats in this county do not like the ideas in the Democrat plan. The so-called Communities Plan completely fractures our community.

Most of the county can be kept together in one House district. If Whitehall and Cardwell need to go into a district with Madison or rural parts of Gallatin County, that is acceptable. We are totally opposed to having districts that come out of Butte and Helena and into our county. When you look at senate pairings, please either keep Jefferson County with East Helena and the valley or join us with Broadwater as our community interests are more similar.

Kevin W. Smith
kwsmith@carroll.edu

Edward W. Regan
129 N. Cherry
Townsend, MT 59644

RECEIVED

APR 04 2012

Montana Legislative
Services Division


Montana Districting & Apportionment Commission
P.O. Box 201706
Helena, MT 59670

RE: Broadwater County Reapportionment

Dear Chairman Regnier:

As a resident of Broadwater County, I strongly prefer that my county be kept intact as one district. Having reviewed the alternatives that the Commission is considering, I would urge you to implement either the **Broadwater County Map #5** or the **Sub-division # 100 proposal**. Both these alternatives equalize population, protect minority voting rights, and preserve the rural character of our communities. Thank you.

Respectfully,



Edward W. Regan
April 3, 2012



April 3, 2012

RECEIVED

APR 04 2012

Montana Legislative
Services Division

Montana Districting & Apportionment Commission
PO Box 201706
Helena, MT 59620-1706

Jefferson Local Development Corporation (JLDC) is the lead economic development organization in Jefferson County Montana. We are an independent nonprofit organization, led by a 12 person volunteer board of directors.

In our work of promoting economic development in Jefferson County, we are keenly aware of the unique challenges and needs of developing economies in rural settings. Our circumstances and issues are vastly different from the larger communities in Montana. The current proposals divide Jefferson County and include urban areas that will make it very difficult for rural legislators to be elected. Without representation for the rural areas of our county, we believe we will not get the representation of our needs that are unique to rural areas.

For this reason, we strongly disagree with the proposed redistricting options that lump Jefferson County in with larger communities of Butte and Helena. Jefferson County is a rural community and our representation needs to reflect that. We support the proposal submitted by the Jefferson County Commission which would maintain Jefferson County intact as much as possible, providing rural residents maximum representation under one legislative district. Jefferson County's proposal would combine rural areas that have common interests such as school districts, fire districts, the shared MSU Extension office and the joint County fair held in Madison County.

Thank you for your consideration of our comments.

Sincerely,

Tara Mastel

Manager

Cc: Jefferson County Commission

JLDC is the lead economic development organization for Jefferson County, providing information, finance solutions and educational programs for businesses and community members.

309 East Legion Avenue
P.O. Box 1079
Whitehall, MT 59759

Tel 406.287.3282
Fax 406.287.3287

Email
madisonjefferson1@montana.edu
tmastel@montana.edu
harrington@montana.edu

Web <http://www.jldcmt.com/>

Weiss, Rachel

From: Bryher Herak [bryherh@msn.com]
Sent: Tuesday, April 03, 2012 7:51 AM
To: Redistricting
Subject: support for Communities Plan

Dear Districting Board:

I live in Basin Montana and am a resident of Jefferson County. I support the communities Plan for redistricting. I believe that it is the plan that keeps Jefferson County towns intact and allows us, as a town, to support candidates who know and understand local issues. This plan also gives Jefferson County fairer representation in the state legislature.

Please support the Communities Plan.

Thank you for your consideration.

Sincerely,
Julie Bryher Herak
PO Box 5
Basin, MT 59631

Weiss, Rachel

From: j w [jwright68@hotmail.com]
Sent: Monday, April 02, 2012 6:53 PM
To: Redistricting
Subject: Montana voting patterns

Dear Districting and Reapportionment Commissioners,

Montana is known for its ticket-splitting electorate that encourages a vibrant two-party system in this state. The Montana Legislature went from 67 Republicans in the House in 1995 to 53 Republicans in 2003 under the so-called Republican 1990-redistricting map. Then from 2005 to 2011 the House went from 50 Republicans to 68 Republicans under the so-called Democrat 2000-redistricting map. Since the 1990's, the Democrats have had numerous successes in both the state and federal races for the U.S. Senate, State Auditor, Attorney General, OPI Superintendent, and Secretary of State that proves that using past election results to draw legislative districts are both unwarranted and unconstitutional. Governor Schweitzer won with 50.4% of the vote in 2004 when former President Bush was carrying this state by a landslide. I hope the same care that is being used to keep the majority Indian districts intact, as communities of interest, will be used for the rest of Montana because every citizen of this state deserves to be treated equally regardless of where he or she lives and be able to elect the person who best reflects his or her viewpoints regardless of party affiliation.

Thank you,
Mr. John Wright
Cascade, MT

Weiss, Rachel

From: Lark Chadwick [larkwick@blackfoot.net]
Sent: Monday, April 02, 2012 6:21 PM
To: Redistricting
Subject: Districting Montana

IMHO –

All this back and forth about districting is political party showboating and manipulation of the power of individuals to self determine.

The political boundaries are already in place – County boundaries!

Gerrymandering around certain populations and voting proclivities [Community Plan] - guaranteeing majorities in perpetuity to selected concentrations of population - is in direct conflict with our Constitutional guarantee of a Republican form of government.

Lark Chadwick
PO Box 1867
Thompson Falls, MT 59873
406 827-7104

Weiss, Rachel

From: sandra rachlis [rhandi@jeffbb.net]
Sent: Monday, April 02, 2012 7:24 AM
To: Redistricting
Subject: redistricting

Dear Commission members:

As a voter in Jefferson County, I ask you to support the Communities Plan for redistricting because it will keep the towns in this county intact. The plan would also give us three representatives instead of one, which could be a good thing for us.

Thanks for working on this issue.

Sandra Rachlis
P.O. Box 64
Basin, Mt 59631

March 30, 2012

Montana Districting and Apportionment Commission
Legislative Services Division
PO Box 201706
Helena MT 59620-1706
districting@montana.gov

Dear Commissioners,

After reviewing the five redistricting proposals, I have concluded that the Communities Plan is the best plan for Ravalli County.

The Communities Plan creates four house districts within the county that represent existing communities of interest. It also keeps all small towns within the county intact, something that none of the other plans do. The biggest change from the current districts is that Hamilton and Corvallis would no longer be in the same house district. Because of growth in the area surrounding Hamilton, it makes sense for the Hamilton district to include more of the suburban area surrounding Hamilton instead of combining Hamilton and Corvallis into one district as before. I support this change to the Hamilton and Corvallis area.

I would also like to voice my strong opposition to the Subdivision Plan. The Subdivision Plan cuts Hamilton in half using the highway. Breaking up a city might make sense when there is a substantial population, but splitting up a small town like Hamilton does not.

Thank you for your work on this important issue.

Sincerely,
Mary Barton
Hamilton, MT

March 30, 2012

Bob Sims
1554 N Hwy 69
Boulder, Montana 59632
(406) 287-5117

Montana Districting and Apportionment Commission
P.O. Box 201706
Helena, Montana 59620-1706

Dear Commissioners:

At your public meeting in the Butte-Silver Bow Court House on March 27, 2012 you heard public comments from 15 to 20 people supporting the "Community" redistricting plan. This plan breaks up Jefferson County and transfers a number of Jefferson County residents into Butte-Silver Bow dominated congressional districts. The "logic" expressed by the supporters of this "Community" redistricting plan was that it kept the Jefferson County communities of Elk Park, Basin and Boulder together in one district and the Butte- Silver Bow residents had so much in common with the residents of Jefferson County that we were, if effect, the same people.

You also heard public comments from several people from Jefferson County that it was very important to us that Jefferson County be represented by folks that could relate to the unique problems and interests of Jefferson County. These Jefferson County folks did not feel that the "Community" redistricting plan would result in any meaningful representation of Jefferson County residents.

Let me suggest a solution to this conflict. Simply divide Jefferson County with an East/West line so that each half has approximately 7000 residences. (You can extend the Southern half into Northern Madison County if more folks are required to get to the 7000 number) You can then include 2000 to 3000 residence of Butte-Silver Bow in each of these districts to get to your population requirement of 9,894 in each district.

This approach satisfies the desire of Jefferson County residents to have meaningful representation, it keeps the communities of Elk Park, Basin and Boulder together (which seem to be important to the supporters of the "Community" plan) and since the supporters of the "Community" plan agree that Jefferson County residents and Butte-Silver Bow residents are identical, they can not be dissatisfied with their representation.

All this requires is a belief that the folks that made public comments at your meeting were being honest.

Thanks,


Bob Sims

Weiss, Rachel

From: Heidi Roedel [utmost@montanasky.us]
Sent: Friday, March 30, 2012 9:18 AM
To: Redistricting
Subject: Redistricting

I want to express my opposition to the so-called "communities" plan for redistricting. It is, in fact, a Democrat partisan plan designed to achieve maximum possible advantage for their side. Please reject the communities plan and any other plan that is based on partisan political outcomes.

Heidi Roedel
Kalispell, MT
406-756-0801

Weiss, Rachel

From: Diane Speer [dspeer621@hotmail.com]
Sent: Thursday, March 29, 2012 6:12 PM
To: Redistricting
Subject: Redistricting

I want to express my opposition to the so-called "communities" plan for redistricting. It is, in fact, a Democrat partisan plan designed to achieve maximum possible advantage for their side. Please reject the communities plan and any other plan that is based on partisan political outcomes.

Diane Speer
Polson, MT

Weiss, Rachel

From: Tracy Rae Reiling [tracyrae2001@yahoo.com]
Sent: Thursday, March 29, 2012 5:33 PM
To: Redistricting
Subject: REJECT COMMUNITIES PLAN

Redistricting Committee:

I want to express my opposition to the so-called "communities" plan for redistricting. It is, in fact, a Democrat partisan plan designed to achieve maximum possible advantage for their side. Please **reject** the communities plan and any other plan that is based on partisan political outcomes.

Tracy Rae Reiling
Precinct 13 Republican Committeewoman - Lake County

Weiss, Rachel

From: Jessica Eyde [info@pioneereq.com]
Sent: Thursday, March 29, 2012 5:17 PM
To: Redistricting
Subject: Redistricting

I want to express my opposition to the so-called "communities" plan for redistricting. It is, in fact, a Democrat partisan plan designed to achieve maximum possible advantage for their side. Please reject the communities plan and any other plan that is based on partisan political outcomes. Thank you.

Weiss, Rachel

From: Rich [mtanderson@yahoo.com]
Sent: Thursday, March 29, 2012 4:42 PM
To: Redistricting
Subject: redistricting

I want to express my opposition to the so-called "communities" plan for redistricting. It is, in fact, a Democrat partisan plan designed to achieve maximum possible advantage for their side. Please reject the communities plan and any other plan that is based on partisan political outcomes.

Thank you
Rich Anderson

Weiss, Rachel

From: Edd Blackler [blacksandedd@gmail.com]
Sent: Thursday, March 29, 2012 12:20 PM
To: Redistricting
Subject: Redistricting comment follow up

Dear Commission Members,

I attended the Kalispell public hearing and spoke in support of the Communities Plan. After listening to public comment that came after me, I felt the need to add another piece of information. I heard several people talk about their concern with deviation and their belief that deviation should be kept low. I also consider deviation to be an important criterion in redistricting, which is why I was surprised to hear that many of the same people at the hearing who requested small deviations said they supported the Republican-requested Subdivision and Urban-Rural Plans. These are the two plans that have the highest deviation of any of the five proposals. The Subdivision Plan has the highest deviation statewide and the Urban-Rural Plan has the highest deviation for Flathead County. I consider these two plans to be the poorest choice when it comes to deviation. I hope that the Commission will consider this when deciding which map to use as a starting point.

Thank you for your hard work on this important task, and thank you for providing the public the opportunity to have input.

Edd Blackler, POB 555, Bigfork, MT. 59911

Weiss, Rachel

From: Bo Stuart [stuart.boandmaggie@gmail.com]
Sent: Thursday, March 29, 2012 11:14 AM
To: Redistricting
Subject: Redistricting Maps

Dear Commissioners:

As a resident of Jefferson County, I am totally opposed to the "Communities" plan offered by commissioners Lamson and Smith. While all of the maps have problems with them, this particular map is nothing more than an aggressive in your face, gerrymandering piece of graffiti. I understand the need for civil discourse on this subject, but in order to promote civil discourse you must present civil maps. Maps that alienate and disenfranchise communities such as the one presented by Lamson and Smith do anything but promote civil discourse.

The map in question does not consider political subdivisions such as county lines, nor does it follow geographical lines such as the continental divide, nor does it keep communities of interest intact such as those in Jefferson county. While I live in north Jefferson county I pastor in Whitehall and I have a very good feel for the rural community of Jefferson county. The map proposed by Lamson and Smith would destroy this community that we call Jefferson county.

Sincerely,

Bo Stuart
Resident of Jefferson County

p.s. I recommend that all the commissioners read Mark Monmonier's "How to Lie with Maps" before you get any further into this process.

Weiss, Rachel

From: Bob Funk [bobfunk@gmail.com]
Sent: Wednesday, March 28, 2012 7:35 PM
To: Redistricting
Subject: I support the Communities Plan

To whom it may concern:

I want to express my strong support for the "Communities Plan" and I hope you will do the same.

The Communities Plan is the best plan because it does just what it's name implies - it keeps communities together. The people of Montana will best be served by communities are kept together and their common needs are represented.

Please support the Communities Plan.

Thank you,
Bob Funk
Helena, MT

--
406.461.6787
bobfunk@gmail.com

Weiss, Rachel

From: RAYMOND SEDEY [scsrjs@msn.com]
Sent: Friday, April 06, 2012 9:10 AM
To: Redistricting
Subject: Jefferson County

As a concerned resident of Jefferson County, I am opposed to all redistricting options proposed by anyone other than that proposed by the Jefferson Country commisioners.

Sincerely,

Raymond J. Sedey
13 Crossfire Drive
Montana City, MT

Weiss, Rachel

From: Rachel Monforton [rachelmonforton@hotmail.com]
Sent: Friday, April 06, 2012 4:30 PM
To: Redistricting
Subject: BE FAIR TO JEFFERSON COUNTY

Please DO NOT divide Jefferson county legislative district.

Just like Butte-Silver Bow, we are deserving of our fair share of representation and that will be denied to the residents of Jefferson county if a plan to redistrict the county materializes.

If we wanted to be represented by Butte politicians, we'd live in Silver-Bow county.

Do the RIGHT thing and do not be pressured (bullied) into what would be WRONG.

Thank you,

Tom & Rachel Monforton (53 years of residence in Jefferson county)
165 Yellowstone Rd
Whitehall, MT 59759

Rachel E. Monforton

Friendship isn't about whom you've known the longest. It's about who came and never left your side.

Weiss, Rachel

From: Dave Robinson [dsj_ranch_mt@yahoo.com]
Sent: Saturday, April 07, 2012 8:08 AM
To: Redistricting
Subject: Redistricting

districting@mt.gov

I agree with Jefferson County Commissioner Leonard Wortman's comments, proposals, idea's ect. Keep Jefferson County as an entity.

David Robinson
70 Cedar Ln
Whitehall, MT

Weiss, Rachel

From: Jon Rush [rush720@gmail.com]
Sent: Saturday, April 07, 2012 2:11 PM
To: Redistricting
Subject: Redistricting Plans

Dear Judge Regier

After a review of the principle redistricting plans that are up for consideration before the board that you chair we feel that the plans that are commonly called "Existing" and "Community" redistricting plans are not in the best interest of the citizens of the state of Montana. The following are the reasons we make this statement.

These two plans are constructed using political data that will favor certain candidates or a party at the expense of the theory of one man one vote. The use of prior voting patterns to establish new House and Senate districts is at the least immoral because it values the political above the democratic system that we should all honor.

Another reason that these two plans should be dismissed is that they don't follow any reasoning for compactness of voting districts. A current example of this is Senate District 42. This extends from the north Helena valley to Wheatland and Golden Valley. For lack of a better phrase, this is madness. To draw a map that would obligate a state senator to represent that diverse area is not in the best interests of the people in that senate district nor of the state of Montana.

To give a personal example we live in the upper westside of Helena. We have been in our house since 1978 and raised our children with the neighbors throughout the area, however the line that divides house district 81 and 82 runs alongside our house and cuts us off, voting wise from our close neighbors but lumps us with folks living in the middle of the Helena Valley. If we have a legislative issue on state monies supporting road improvement in our neighborhood those issues may be at odds with the people living in the valley who have the same representative.

It is true that you can't please all the constituents in your district on every occasion but it might be easier if the districts were compact and not spread as they currently are. In your considerations we ask you to be concentrated on the fact that redistricting should be for the good of the electorate and not for the advancement of politics. After all, if we wanted the politics aspect we should all move to Chicago. You have three good plans that are not political and will be in the best interests of the people of the state of Montana. We hope you will choose one of those plans.

Thank You for your attention and your work,

Jon & Barbara Rush
720 Holter
Helena

Weiss, Rachel

From: stuart segrest [stuart.segrest@gmail.com]
Sent: Sunday, April 08, 2012 7:25 PM
To: Redistricting
Subject: communities plan

Hello. As a citizen of this State, I would like to voice my support for the communities plan. I think this plan is the best option to ensure that each person's vote is protected and effectuated (one person one vote), creates the fairest balance between liberal and conservative voters, and recognizes Helena as a regional trade center and health care provider.

Thank you for your efforts and for listening to comments,
Stuart Segrest, Helena

Comments of Glenn Marx
Redistricting Committee Hearing
Helena – March 28, 2012

(This is abbreviated and is taken from notes, so it is close but not exact.)

Some folks say we're here to talk about politics, campaigns and elections, and a lot of people don't care about politics, campaigns and elections.

But what we're really here to talk about tonight is representation... our voice in the Legislature, as our representatives.

This commission, in its various plans, seems to treat Jefferson County as leftovers to fill in other districts, as if it's okay if Jefferson County's voice and representation are diluted, displaced and disbursed.

The Communities Plan augments Butte at Whitehall's expense. The plan isn't coy and it isn't sneaky. It's really quite straightforward. It says Butte's legislative voice and Butte's representation is more important than Whitehall's. Butte is doing what you'd expect it to do... it is desperately clinging to its political voice and seeks to do so at Whitehall's expense.

I've got nothing against Butte. Trust me, I've had a lot of fun in Butte.

But for 15 years I was explicitly tied to Whitehall and Jefferson County and during those years, both personally and professionally, I was tied more closely to Helena and Bozeman than to Butte.

It is understandable that Butte wants to maintain its political voice. But that doesn't mean they should be allowed to confiscate or commandeer Jefferson County's rightful representation.

This discussion may be about politics, campaigns and elections, but it is also about equality, fairness and honesty. With that in mind I want to leave you with two questions.

Is it fair for Whitehall and Jefferson County to be deprived of its rightful representation because Butte's population is stagnant?

Should Whitehall be punished for Butte's failures?

Of course not.

Jefferson County and Whitehall have their own identity, and if this process is about equal, fair and honest representation, Jefferson County clearly deserves its own voice and own representation in this Capitol.

Weiss, Rachel

From: Anders Blewett [blewettformontana@gmail.com]
Sent: Wednesday, April 11, 2012 10:58 AM
To: Redistricting
Subject: Letter to Chairman Regnier & Montana Districting and Apportionment Commission

Montana Districting and Apportionment Commission
PO Box 201706
Helena, MT 59620-1706
districting@mt.gov

Dear Chairman Regnier and Commissioners:

My name is Anders Blewett and I am a Montana State Senator representing District 11 in Great Falls. I am writing to express my support for the Communities Plan. The Communities Plan divides my district in two, however, in doing so I believe this plan further strengthens the connection that the Great Falls districts bear with the communities of interest in Great Falls. I think it is important that the districts in Great Falls run east-to-west because this reflects the prevailing flow of traffic and overall layout of our city. Drawing these districts in this matter further reflects the true diversity of our city so that these urban districts contain neighborhoods from all rungs on the socio-economic ladder. Isolating neighborhoods based on socioeconomic status forces legislators to think very narrowly about their constituents' interests. Over the last 3.5 years, I have listened to the diverse opinions of my constituents, and I appreciate having to consider issues from different perspectives within the Great Falls community.

I find it troubling that Ronda Wiggers and the Chamber of Commerce wish to pack most of the renters and lower socio-economic areas in Great Falls into one or two consolidated districts. Their plan may promote the Republican agenda but I believe it will further disenfranchise people of limited means whose interests in the legislature are already grossly underrepresented. In reducing the socio-economic and ethnic diversity of the districts, the Chamber of Commerce Plan does the city of Great Falls a huge disservice.

In sum, the Communities Plan will continue to promote diverse representation in our state and will ensure competitive elections so that our elected representatives will be forced to campaign and maintain close connections with the constituents they represent.

Thank you for your attention.

Sincerely yours,

Sen. Anders Blewett

To:

Montana Districting and Apportionment Commission
P.O. Box 201706
Helena, Montana 59620-1706
Fax: 406-444-3036

I would like it to be known to the Montana Districting and Apportionment Commission that I, as a registered voter in Jefferson County, Montana am very opposed to any changes in the Districting of Jefferson county and House district 71 that would place any part of Jefferson County in the same district as Silver Bow county.

Yours truly,

Ruth Williams

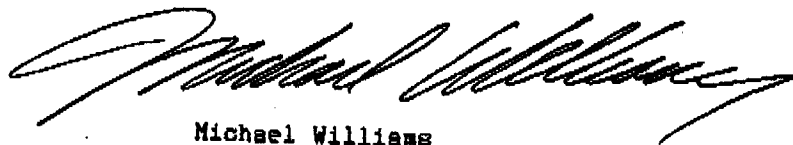
Ruth Williams
P.O. Box 629
Whitehall, Mt. 50959

To:

Montana Districting and Apportionment Commission
P.O. Box 201706
Helena, Montana 59620-1706
Fax: 406-444-3036

I would like it to be known to the Montana Districting and Apportionment Commission that I, as a registered voter in Jefferson County, Montana am very opposed to any changes in the Districting of Jefferson county and House district 71 that would place any part of Jefferson County in the same district as Silver Bow county.

Yours truly,



Michael Williams
P.O. Box 629
Whitehall, Mt. 50959

Dear Chairman Regnier,

Please do not split Jefferson County up. The people of Jefferson county have much, much more in common with each other than with people who live in Helena or Butte. When our community is at risk of being split up because of a scheme submitted by one political party, that says something sad about Montana.

I strongly urge you to reject maps that use political data and election results in the development of district lines for the legislature. Political parties should not manipulate boundaries to maximize the number of seats they think they can win in elections. That defeats the purpose of redistricting, which is to equalize the number of people in districts, protect minority voting rights, following existing political subdivisions and communities of interest.

The last map in Montana was developed through a heavy reliance on political data and election results. There is no other way to explain how many communities were divided, other than it served a political purpose for the Montana Democratic Party. The new map should have no resemblance to the current map, because it inconsistently ignores existing political subdivisions, communities of interest, lacks the compactness requirement and all of the other official redistricting criteria.

The commission should use the three maps developed by non-partisan legislative staff as starting points for the new map: the urban-rural, deviation and subdivision maps. The fourth map is just a slightly modified version of the map the Democrats put forward in 2000 using political data and election results. Many local communities are putting forward suggestions for their areas – please pay special attention to those.

Thank you for your work on building consensus throughout this process. We encourage you to reject partisan politics in the redistricting effort.

Sincerely,

NAME: Mary & Jim Fletcher

ADDRESS: 15 Rocky Mtn Drive
Clancy, MT. 59634

EMAIL: _____

RECEIVED

APR 11 2012

Montana Legislative
Services Division

I support the Communities Plan because it:

- Guarantees our constitutional right of one person, one vote,
- Respects existing communities across Montana, including small towns, rural communities, cities, and suburban areas,
- Keeps intact more small towns than any other proposed plan,
- Provides strong protection of minority voting rights, so American Indian citizens can fully participate in our political process, and
- Creates a fair balance so that no one political party gains monopoly control of the Legislature.

JAN STROUT
 Name
 607 W Hamme St
 Address
 Bozeman MT 59715
 City State Zip

RECEIVED

APR 03 2012

Montana Legislative Services Division

Districting & Apportionment Commission
 Legislative Services Division
 PO Box 201706
 Helena, MT 59620-1706


I support the Communities Plan because it:

- Guarantees our constitutional right of one person, one vote,
- Respects existing communities across Montana, including small towns, rural communities, cities, and suburban areas,
- Keeps intact more small towns than any other proposed plan,
- Provides strong protection of minority voting rights, so American Indian citizens can fully participate in our political process, and
- Creates a fair balance so that no one political party gains monopoly control of the Legislature.

Lynae Sehar
 Name
 177 Mountain Lion Trail
 Address
 Bozeman MT 59718
 City State Zip

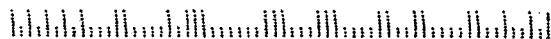
BILLINGS, MT 591

30 MAR 2012 PM 2 L



Districting & Apportionment Commission
 Legislative Services Division
 PO Box 201706
 Helena, MT 59620-1706

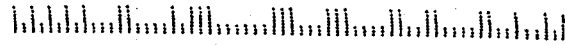
59620-1706



I support the Communities Plan because it:

- Guarantees our constitutional right of one person, one vote,
- Respects existing communities across Montana, including small towns, rural communities, cities, and suburban areas,
- Keeps intact more small towns than any other proposed plan,
- Provides strong protection of minority voting rights, so American Indian citizens can fully participate in our political process, and
- Creates a fair balance so that no one political party gains monopoly control of the Legislature.

John Soderberg
Name
2400 Durston Rd #10
Address
Bozeman MT 59718
City State Zip
5962031706 8001



RECEIVED

APR 04 2012

Montana Legislative Services Division

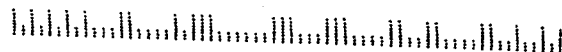
Districting & Apportionment Commission
Legislative Services Division
PO Box 201706
Helena, MT 59620-1706

I support the Communities Plan because it:

- Guarantees our constitutional right of one person, one vote,
- Respects existing communities across Montana, including small towns, rural communities, cities, and suburban areas,
- Keeps intact more small towns than any other proposed plan,
- Provides strong protection of minority voting rights, so American Indian citizens can fully participate in our political process, and
- Creates a fair balance so that no one political party gains monopoly control of the Legislature.

Bethany Letieco
Name
1936 Little Cottage Lane
Address
Bozeman MT 59715
City State Zip

5962031706 8001

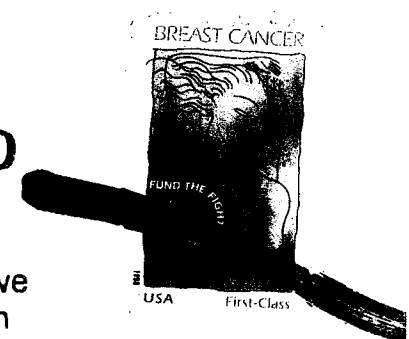


RECEIVED

APR 04 2012


Montana Legislative Services Division

Districting & Apportionment Commission
Legislative Services Division
PO Box 201706
Helena, MT 59620-1706



We

BILLINGS, MT 591



X Support the Communities Plan because it:

07 APR 2012 PM 1 T

- Guarantees our constitutional right of one person, one vote,
- Respects existing communities across Montana, including small towns, rural communities, cities, and suburban areas,
- Keeps intact more small towns than any other proposed plan,
- Provides strong protection of minority voting rights, so American Indian citizens can fully participate in our political process, and
- Creates a fair balance so that no one political party gains monopoly control of the Legislature.

Loren W. Acton

Evelyn Acton

Name

8490 Overlook Lane

Address

Bozeman MT 59715

City

State

Zip

Districting & Apportionment Commission
 Legislative Services Division
 PO Box 201706
 Helena, MT 59620-1706

RECEIVED

APR 09 2012


Montana Legislative
 Services Division

5962031706



I support the Communities Plan because it:

BILLINGS, MT 591



- Guarantees our constitutional right of one person, one vote,
- Respects existing communities across Montana, including small towns, rural communities, cities, and suburban areas,
- Keeps intact more small towns than any other proposed plan,
- Provides strong protection of minority voting rights, so American Indian citizens can fully participate in our political process, and
- Creates a fair balance so that no one political party gains monopoly control of the Legislature.

Donna M. Soderberg

Name

2400 Durston Rd. Unit 10

Address

Bozeman MT 59718

City

State

Zip

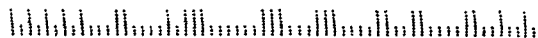
RECEIVED

APR 04 2012

Montana Legislative
 Services Division

Districting & Apportionment Commission
 Legislative Services Division
 PO Box 201706
 Helena, MT 59620-1706

5962031706





I support the Communities Plan because it:

- Guarantees our constitutional right of one person, one vote,
- Respects existing communities across Montana, including small towns, rural communities, cities, and suburban areas,
- Keeps intact more small towns than any other proposed plan,
- Provides strong protection of minority voting rights, so American Indian citizens can fully participate in our political process, and
- Creates a fair balance so that no one political party gains monopoly control of the Legislature.

Name Alan Mc Cormick
Address 9272 Woodenshoe Lane
Manhattan MT 59731
City Manhattan MT 59731 ZIP

Districting & Apportionment Commission
Legislative Services Division
PO Box 201706
Helena, MT 59620-1706